

# Nebraska DMV 2018 ANNUAL REPORT



Pete Ricketts, Governor  
Rhonda K. Lahm, Director

# NEBRASKA

Good Life. Great Future.

DEPARTMENT OF MOTOR VEHICLES



April 2019

Pete Ricketts, Governor

Building on the culture of continuous improvement in the Department of Motor Vehicles was a key focus for 2018. Across every Division, significant steps have been taken to improve the quality and value of the services we provide to our customers. Our Annual Report highlights many of our success stories, in addition to providing broader information about the department's operations.

The Driver and Vehicle Records Division began the modernization of the Vehicle Title and Registration system, replacing it with more efficient and effective solution. The new system, VicToRy, will be used by all of Nebraska's counties as they process titles and registrations for over 2.5 million motor vehicles. The scale of the new system is vast but, once implemented in late 2019, it will have an enormously positive impact on all of our stakeholders.

The Motor Carrier Services Division completed a record number of audits, 74 more than in 2017. These audits help ensure motor carriers are complying with the International Fuel Tax Agreement (IFTA) and International Registration Plan (IRP). The Motor Carrier Division also continued their support for Truckers Against Trafficking through the issuance of decals for motor carriers to display on their vehicles.

One of our most widely publicized changes took place in south Omaha and Papillion, where the department replaced two Driver Licensing Offices with the new Metro South service center. The new service center marks the beginning of a significant shift in how we deliver services to those living in the Omaha metro area. With an anticipated 110,000 annual customers, the average wait is less than seven minutes per customer. This is a 74% reduction over the previous arrangements. We aim to continue this transformation of services in the Omaha area with two more service centers opening in near future.

Alongside the goal of continuing to deliver high quality customer service, the Financial Responsibility Division implemented a new process to ensure ignition interlock providers were complying with electronic filing requirements. Since implementation, the rate of non-compliance has reduced by 96%.

In addition to the great work in these Divisions, our Legal, IT, and Administration teams continued to make important contributions to support these projects, as well as implementing many improvements of their own.

The achievements listed above are the result of our valued partners; state legislators, fellow state agencies, customers, county officials and private partners. Thank you.

If you desire or need additional information from the Department of Motor Vehicles, please visit our website at [www.dmv.nebraska.gov](http://www.dmv.nebraska.gov) or feel free to contact us at 402-471-3900.

Sincerely,

Rhonda K. Lahm, Director

Rhonda K. Lahm, Director

Department of Motor Vehicles

P.O. Box 94789  
301 Centennial Mall South  
Lincoln, Nebraska 68509

OFFICE 402-471-3900  
FAX 402-471-3920

[dmv.nebraska.gov](http://dmv.nebraska.gov)

---

TABLE OF  
CONTENTS

Vision & Mission Statement ..... 4

Excellence in Leadership ..... 5

Department of Motor Vehicle Service Years ..... 5

Campaign Against Hunger ..... 7

Statewide Combined Campaign ..... 8

Awards/Committees ..... 9

Director's Office ..... 12

Legal Division ..... 13

    Administrative License Revocation (ALR) Statistics ..... 14

Information Systems Division ..... 15

Motor Carrier Services Division ..... 16

    Motor Carrier Services Statistics ..... 18

Financial Responsibility Division ..... 19

    Financial Responsibility Statistics ..... 21

Driver Licensing Services Division ..... 22

    Driver Licensing Services Statistics ..... 24

    Driver Licensing Services Document Types ..... 25

    NE Licensed Drivers by Type of License ..... 27


    School Permit Drivers by County ..... 28

Driver and Vehicle Records Division ..... 29

    Specialty and Organizational Plates ..... 31

    Driver and Vehicle Records Statistics ..... 34

    Total Vehicles Registered ..... 36



## Our Vision

**Our vision is to have quality, accessible, secure services available for all Nebraska DMV customers.**

## Our Mission

**Exceptional employees deliver accurate, secure and innovative services.**

# 2018 Leaders



Nick Neben



Sara O'Rourke

## EXCELLENCE IN LEADERSHIP

**Nick Neben, Driver Licensing Services**  
 Nick was key in the rollout of the Electronic Road Test System to third party examiners. He made superb recommendations for making the entire process as efficient as possible, and helped make the transition from paper to electronic scoring for third party examiners a huge success. Nick also led his compliance officer team members in developing a Frequently Asked Questions document for all examiners, both DMV and third party, in using the tablets.

**Sara O'Rourke, Driver Licensing Services**  
 Sara is an effective team leader who makes serving customers the top priority of her division. She planned and managed the development of the new Driver Licensing Service Center in Douglas and Sarpy Counties creating a one-stop shop for driver licensing services. Sara also led the efforts to establish a collaborative process with Department of Corrections, which resulted in the ability for inmates to receive state identification cards prior to their release from prison enabling them to more effectively transition to life in their respective communities.

## SERVICE YEARS

**45 YEARS**

DEB HARRISON

**25 YEARS**

VICKI VOLKMER  
 MARY SANLEY

**15 YEARS**

SUSAN WAGNER  
 DAWN BUDERUS  
 MARY BUTTS

**5 YEARS**

RHONDA LAHM  
 BLAKELEY STIEBEN  
 LORI EDIGER  
 HEIDI MELNICK  
 PATRICIA KLAUMANN  
 GARY DUKAT  
 VALERIE CREEK  
 KEN MILLER  
 DAWN MCCALL  
 JOANI KLEENSANG  
 ADAM GIDDINGS

**40 YEARS**

PEGGY HAVENER  
 PETER RISHEL

**20 YEARS**

SHANE JOHNSTON  
 JOAN JOHNSON  
 JENNIFER PACKET  
 DOUG THOMAS

**10 YEARS**

TERRY THOMPSON  
 SANDY CASE  
 ADAM GIDDINGS

**30 YEARS**

CINDY IINCONTO  
 JOE MATHINE  
 BARB KUNZMAN  
 LINDA SWOPE

The DMV recognized 30 employees with a combined total of over 505 years of public service.


## DMV Winter Drive – City Mission

Each year during the holiday season the DMV employees choose a group in the community to donate items to. This year, our Annual DMV Donation Drive was the City Mission. DMV sponsored a family of five and two single individuals.

DMV Employees generously selected gifts from the provided lists and thoughtfully wrapped each item. We hope to have made each of these families holiday more joyful and less stressful.



Collection spot for gifts....



The back of the car and back seat was stacked carefully with wrapped gifts.

Project staff and FAST also participated in "Adopt a Family". They adopted a family consisting of a mother and her six children. They purchased gifts from the list provided by the family and made cash donations totaling over \$1,100.

Staff at VicToRy, gifts to the "Adopted" family, AND ugly sweater day.



## Campaign Against Hunger

### CAMPAIGN AGAINST HUNGER

The DMV participates in the statewide Campaign Against Hunger to benefit the local Food Bank. Employees voluntarily bring food items and/or cash donations. DMV employees have proven every year their generosity to the people of Lincoln. The DMV not only donated barrels of food, but donated almost \$450 to the Food Bank of Lincoln. In 2018, the State of Nebraska collected nearly 8,500 lbs. of food and raised over \$33,200.





Brenda, Cathy, Mary, Lynne, Rhonda, Jenn



Joan, Shelley, Rhonda, Lindsey, Micki



Julie, Rhonda, Heather


## 2018 Statewide Combined Campaign

The DMV held a friendly team competition called "Games for the Good Life", coached by Director Rhonda Lahm. The games included a DMV Work Search, DMV Crazy Maze, DMV Crossword Puzzle and a DMV Concentration Game. Employees had a fun time! This event and other events throughout the DMV helped raise \$950 towards the 2018 Statewide Combined Campaign.



Slow as a Turtle Award

Arnita, Rhonda, Clarissa, & Veronica



Word Search

A game of Memory.....  
So much fun!  
How well can you remember street signs under pressure?





**TOP NOTCH LEADERS**

**Above and Beyond Awards** ★★

Sara O'Rourke and Heather Bruns, Driver Licensing Services, attended a ceremony receiving an award from Nebraska Department of Corrections Human Resources Department for their collaborative efforts to work with Corrections in launching an inmate ID Program which helps issue State Identification Cards & licenses to inmates upon their release back into their communities.

On behalf of the AAMVA Board of Directors and President & CEO Anne Ferro, the Department of Motor Vehicles received an AAMVA award for "Improvement through Efficiencies, Service Award for Nebraska Department of Motor Vehicles Website Redesign". This was a Regional AAMVA award.



- Re-designed DMV website recognized by two more awards: 2018 Communicator Awards of Excellence and 2018 Communicator Awards of Distinction.
- The re-designed agency website won the American Web Design Award by Graphic Design USA.
- DMV website awarded a Silver Award in the category of Government Agency websites by Horizon Awards.
- DMV website awarded the W3 Silver Award.

The Nebraska DMV was recognized by the Federal Motor Carrier Safety Administration for their excellent work done in the Commercial Driver's License Information System (CDLIS) Program. Nebraska was one of four states receiving this award for having extremely low error rates on their reports.



# Committees

## Director's Office

*Rhonda Lahm* - serves as Chair for the American Association of Motor Vehicle Administrator's (AAMVA) Board of Directors. . The Association promotes reasonable and uniform best practices and laws throughout member jurisdictions.

United Way of Lincoln and Lancaster County - Serves as a member of the Board.

## Motor Carrier Services

*Heidi Crawford* - Past Chair of the International Registration Plan (IRP) Dispute Resolution Committee and Vice-Chair of the IRP Audit Committee.

*Laurie Glenn* - Past Chair of the IRP Education Committee and Chair of the IRP Award Nominating Committee.

*Joel Foreman* – Member of International Fuel Tax Agreement (IFTA) Audit Committee.

*Mark Byrne* – Member of IFTA Board of Directors.

## Financial Responsibility

*Kathy Van Brocklin* – Member of the State Pointer Exchange Services (SPEXS) Working Group and Governance Committee. Also, the State-to-State (S2S) which is a verification service for states to electronically check with participating states to determine if the applicant currently holds a driver license or ID card in another state.

*Joan Johnson* – Serves on AAMVA Driver License Agreement/Non-Resident Violator Compact Committee.

## Driver Licensing Services

*Sara O'Rourke* – Serves on the Strategic Highway Safety Committee.

*Tina Clough* – Member of the Commercial Driver's License Information System (CDLIS) Reports Working Group & State-to-State (S2S) Group.

## Legal Division

*Ken Lackey* – Member of the Nebraska Department of Transportation (NDOT) "Impaired Driving Task Force".

## Driver and Vehicle Records

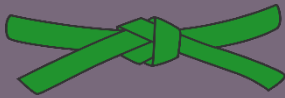
*Betty Johnson* - served on the American Association of Motor Vehicle Administrator's (AAMVA) Vehicle Committee. The Committee promotes reasonable and uniform best practices and laws throughout member jurisdictions.

Betty was a member of the AAMVA Autonomous Vehicle Best Practices Working Group. The purpose of the Working Group is to work with the AAMVA jurisdictions, law enforcement, federal agencies and other stakeholders to gather, organize and share information with the AAMVA community related to the development, design, testing, use and regulation of autonomous vehicles and other emerging vehicle technology.

Betty Johnson also serves as a member of the Live On Nebraska Advisory Board.


# Training

- DMV Legal Division expanded training to the new Sarpy Douglas Law Enforcement Academy.
- DMV's first certified lean leader, Heidi Crawford, completed training.
- In-house Supervisor Series Training Initiated.
- Completed Continuity of Operating Plan/COOP Training.
- Completed COOP Continuity Table-Top Exercise



Two additional Executive Green Belts - Adam Eakin and Cathy Beedle - completed their report out with the Center of Operational Excellence (COE) bringing the DMV total to four.

- Commercial Driver License (CDL) 3rd Party Testing Tablet Training – Provided tablet training to our partners who provide testing to applicants seeking a CDL.



## DIRECTOR'S OFFICE

### Summary

The Nebraska Department of Motor Vehicles (DMV) is charged with the responsibility for the regulation, enforcement and education of motor vehicle operators and vehicle requirements. The DMV ensures that licensed drivers meet the eligibility requirements for operating a motor vehicle and those vehicles are properly titled and registered. An additional purpose is to generate and collect revenues that support not only the services offered by DMV but also government entities.

The DMV is composed of seven divisions. We are a support services office for the Department of Motor Vehicles. Functions in the Director's Office provide overall assistance to the operations of all divisions within the Department of Motor Vehicles. The director also serves as the chairperson of the Motor Vehicle Industry Licensing Board.

### Goals

- To reach a score of 8.0 on the Continuity Administration Score Card.
- To be accessible to all DMV customers.
- Implement a new business model for driver license services-one stop shop.
- Establish a mechanism to get feedback on customer service at Omaha/Lincoln examine stations.

### Accomplishments

- Completed Continuity of Operations Base Plan Table Top Exercise, After Action Report, and Improvement Plan.
- Completed projects for operational efficiency.
- Provided temporary office space to the Department of Insurance after their office was destroyed by fire.
- Director Lahm appointed as Chair of the Board for the American Association of Motor Vehicle Administrators (AAMVA).
- Acquired electronic tablets for Commercial Driver License third party testers.
- Multi-Jurisdictional Facial Recognition.
- Presentation given at the AAMVA Annual International Conference on how we use data to improve customer service.
- Executed contract to modernize Vehicle, Title and Registration System.

**DMV celebrated ten retirements in 2018, including seven long term DMV employees with 20+ years of service. All retirements totaled 215 years of experience!**

## LEGAL DIVISION

### Summary

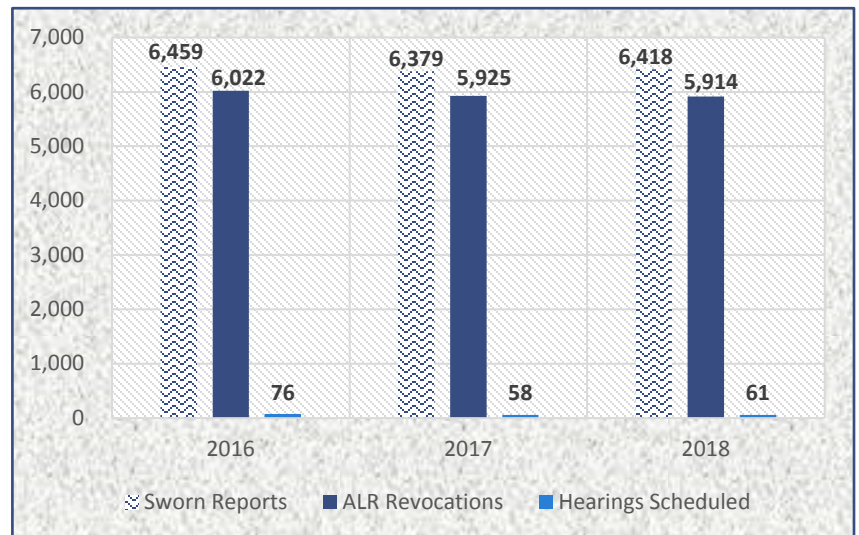
The Legal Division performs and manages legal work for the Department to support the work of the agency's other divisions. Major focuses include preparation and support of agency legislation; preparation, review, and renewal of contracts; preparation and review of various legal documents; review of federal laws and regulations to comply with federal mandates; and conducting administrative appeals for the agency. The Legal Division handles applications for persons applying to the Board of Pardons for reprieve of fifteen year license revocations, manages certification of Safety Training Option Programs (STOP), certifies ignition interlock providers, and provides manufacturers' warranty information to the public. The Legal Division administers the Administrative License Revocation (ALR) program to remove the driver's licenses of persons arrested for drunk driving in Nebraska.

### Goals

- Administer the ALR program in compliance with statute and case law.
- Promulgate rules and regulations for the DMV in compliance with the Administrative Procedure Act with input from stakeholders and department managers.
- Prepare and review contracts and other legal documents.
- Manage administrative hearings and appeals.
- Provide legal support to DMV Divisions.
- Administer and certify interlock providers in State of Nebraska.
- Administer and certify STOP Programs.

### Accomplishments

- Administrative License Revocation (ALR) Program affirmed the administrative revocation of 5,914 drivers.
- Initiated the process to repeal five rules and regulations.
- Processed 28 applications for fifteen-year license revocation/reprieves/commutations. These applicants are pending review.
- Coordinated various claims and prepared responses submitted to the State Claims Board before the Board of Pardons. Twenty-Six claims were processed.
- 6,418 ALR sworn reports were received.  
61 hearings were scheduled  
5,914 licenses were revoked.  
10 Administrative hearings were appealed to the District Court.



## Nebraska Administrative License Revocation (ALR) Statistics

2018 DMV Annual Report

Year	DUI Arrests Reported	ALR Sworn Reports Received	* % of Sworn Reports Received Compared to Arrests	Petitions for Hearing Received	** % of Sworn Reports Received for Hearing	Hearings Scheduled	Dismissals / All Reasons	*** % of Dismissals	ALR 1 Year Refusal	***2012 ALR 180 days	ALR 1 Year	# Total ALR Revocations	^ % of Sworn Reports Received Resulting in Revocation	Appeals Filed in District Court	% of Appeals/ ALR Revocations	Average Blood Alcohol Content
1993	12,140	11,122	91.6%	3,363	30.2%	2,973	680	6.1%	918	7,896	240	9,054	81.4%	N/A	N/A	0.174
1994	12,930	11,696	90.5%	3,895	33.3%	3,568	844	7.2%	1,084	8,265	813	10,162	86.9%	N/A	N/A	0.171
1995	12,841	8,268	64.4%	3,054	36.9%	3,014	920	11.1%	835	5,433	848	7,116	86.1%	N/A	N/A	0.172
1996	12,763	10,330	80.9%	3,231	31.3%	3,138	951	9.2%	865	6,047	1,179	8,091	78.3%	217	2.7%	0.174
1997	13,119	11,217	85.5%	3,971	35.4%	3,698	1,685	15.0%	985	6,497	1,586	9,068	80.8%	N/A	N/A	0.170
1998	13,439	11,048	82.2%	4,066	36.8%	3,748	1,577	14.3%	914	6,245	1,710	8,869	80.3%	N/A	N/A	0.169
1999	13,422	10,881	81.1%	4,336	39.8%	4,026	1,725	15.9%	897	6,072	1,727	8,696	79.9%	N/A	N/A	0.168
2000	11,941	9,852	82.5%	3,958	40.2%	3,650	1,660	16.8%	834	5,268	1,802	7,904	80.2%	N/A	N/A	0.169
2001	12,244	10,283	84.0%	4,196	40.8%	3,883	1,675	16.3%	746	5,521	1,798	8,065	78.4%	387	4.8%	0.164
2002	13,235	11,718	88.5%	5,152	44.0%	4,799	2,061	17.6%	780	6,479	1,972	9,231	78.8%	430	4.7%	0.159
2003	13,686	12,715	92.9%	5,744	45.2%	5,277	2,418	19.0%	811	7,052	2,253	10,116	79.6%	405	4.0%	0.156
2004	14,231	13,038	91.6%	6,209	47.6%	5,518	2,414	18.5%	862	7,642	2,550	11,054	84.8%	416	3.8%	0.157
2005	14,595	13,321	91.3%	6,581	49.4%	6,040	2,245	16.9%	872	7,968	2,789	11,629	87.3%	436	3.7%	0.160
2006	13,530	12,310	91.0%	6,097	49.5%	5,581	2,107	17.1%	881	7,401	2,555	10,837	88.0%	448	4.1%	0.158
2007	13,534	12,069	89.2%	5,454	45.2%	5,217	1,968	16.3%	907	7,267	2,357	10,531	87.3%	518	4.9%	0.159
2008	13,996	12,712	90.8%	6,139	48.3%	5,624	1,905	15.0%	926	7,555	2,764	11,245	88.5%	594	5.3%	0.158
2009	13,682	12,444	91.0%	6,195	49.8%	5,730	2,170	17.4%	842	7,317	2,656	10,815	86.9%	524	4.8%	0.159
2010	12,658	11,435	90.3%	5,664	49.5%	5,165	1,836	16.1%	725	6,650	2,358	9,733	85.1%	441	4.5%	0.159
2011	12,248	11,024	90.0%	5,421	49.2%	5,150	1,599	14.5%	749	6,695	2,314	9,758	88.5%	471	4.8%	0.160
2012	10,770	9,943	92.3%	404	4.1%	595	679	6.8%	823	6,750	2,442	10,015 *	100.7%	82	0.8%	0.161
2013	9,457	8,596	90.9%	155	1.8%	101	598	7.0%	776	5,350	1,978	8,104	94.3%	21	0.3%	0.162
2014	8,537	7,771	91.0%	102	1.3%	69	600	7.7%	730	4,717	1,762	7,209	92.8%	14	0.2%	0.164
2015	8,206	7,336	89.4%	125	1.7%	76	643	8.8%	770	4,385	1,646	6,801	92.7%	12	0.2%	0.171
2016	7,426	6,459	87.0%	118	1.8%	76	549	8.5%	702	3,891	1,429	6,022	93.2%	7	0.1%	0.167
2017	6,877	6,379	92.8%	102	1.6%	58	576	9.0%	618	3,893	1,414	5,925	92.9%	10	0.2%	0.165
2018	N/A	6,418	N/A	97	1.5%	61	559	8.7%	622	3,879	1,413	5,914	92.1%	10	0.2%	0.170

January 1, 1993 - Administrative License Revocation (ALR) Law

January 1, 1994 - .02 BAC (Zero Tolerance) Under 21 Drivers

August 28, 1999 - Open Container Law

September 1, 2001 - .08 BAC Law

September 4, 2005 - .16 BAC Law

July 14, 2006 - .15 BAC Law

January 1, 2008 - Underage "Dram Shop" Law

January 1, 2009 - Ignition Interlock Law

January 1, 2012 - Enhanced Ignition Interlock Law

\* ALR Sworn Reports Received / DUI Arrests Reported = Percent of Sworn Reports Received compared to Arrests

\*\* Petitions for Hearing Received / ALR Sworn Reports Received = Percent of Sworn Reports Received Petitioning for Hearing

\*\*\* Dismissal - All Reasons / ALR Sworn Reports = Percent of Dismissals

# Total ALR Revocations Processed/Refusal, 90 Day, and 1 Year Enhanced; included Automatic Revocations and after Hearings.

^ Total ALR Revocations / ALR Sworn Reports Received = Percent of Sworn Reports Received Resulting in Revocation

\* Includes persons arrested in 2011 but did not have hearings until after 1/1/2012

\*\* Appeals to district court - 82 (64 appeals were filed in January and February 2012, after that 18)

\*\*\*ALR changed from 90 days to 180 days in 2012

N/A - Not Available

**NOTE:**

% of dismissals and % of revocations total more than 100% due to revocations dismissed pursuant to bypass [60-498.02(5)] and some dismissals on appeal.

Revocations are counted and percentage calculated on the last day of the month the revocation was ordered.

Dismissals are counted and percentage calculated 45 days after the last day of the month the revocation was ordered.

## INFORMATION SYSTEMS DIVISION

### Summary

The Information Systems Division is responsible for the development, maintenance and support of service applications and data hosted by the DMV. With the support of the Office of the CIO and Nebraska Interactive, the DMV services are easily available online, at County Treasurer offices and at service center locations throughout the state.

### Goals

- Migrate the DMV printers to the State Enterprise System.
- Reconfigure county office IP structures.
- Refresh DMV desktop hardware in the State Office Building.
- Continuation of Data Analysis and Clean-up in furtherance of the modernizing the Vehicle, Title and Registration System.
- Continue the Vehicle, Title and Registration System modernization project.
- Open the new Driver License Service Center in Omaha metro area.

### Accomplishments

- Provided Electronic Road Test Systems to the training schools.
- Implemented payment processing for Omaha Metro South Service Center.
- Implemented industry changes for VLS 3.2- Verification of U.S. Citizenship and Immigration Services (USCIS) documents.
- Virtualized the DMV domain controllers.
- Decommissioned DMV server room.
- Implemented online driver exam scheduling.
- Integrated personal identifier information into the Titling System.

The Information Systems Division provides needed support and provides effective and efficient methods to serve DMV employees and the residents of Nebraska.

**MOTOR CARRIER SERVICES DIVISION**

**Summary**

The Division of Motor Carriers serves the trucking industry by administrating a variety of programs related to the industry by regulating compliance with the International Registration Plan (IRP), the International Fuel Tax Agreement (IFTA) and the Unified Carrier Registration System (UCR). These programs collect and distribute fees and taxes between member states and provinces.

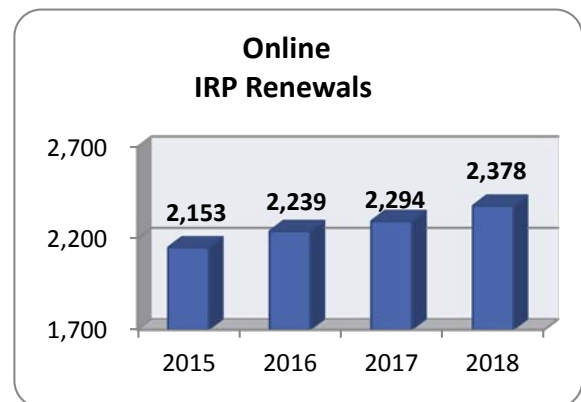
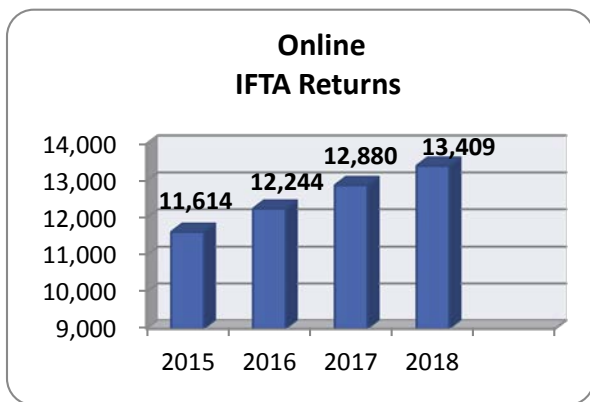
**Goals**

- Successfully migrate to the DMV's new VTR solution with little disruption of service to our customers.

- Continue to meet or exceed the number of audits required under the IRP, IFTA and UCR agreements
- Continue to monitor the fuel tax dollars associated with the IFTA program. 2018 numbers continue to reflect a downward trend in dollars collected through IFTA. There was a 70.7% decrease in the IFTA tax dollars distributed to the Highway Trust Fund. CY2017 (\$1,517,702) to CY2018 (\$444,313). The 2<sup>nd</sup> consecutive year of significant lesser amounts.

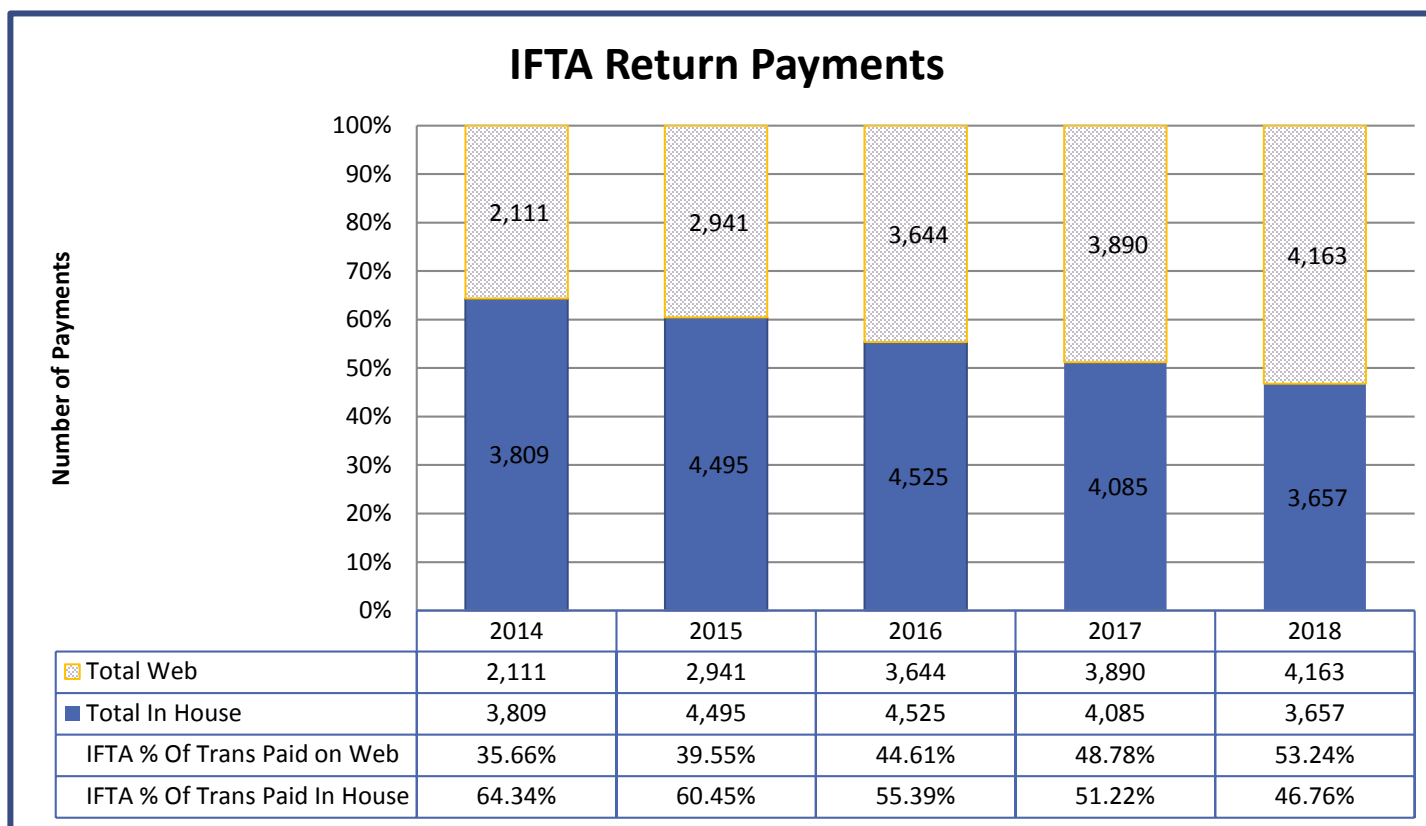
**Accomplishments**

- Participated in two process improvement initiatives. One in the audit area and one in the processing area.
- Completed 197 IRP and 180 IFTA audits, a new all-time high.
- Successfully participated in a 5 year IRP Peer Review, with only one minor finding.





## 2018 Motor Carrier Services



<b>Motor Carrier Services Statistics – 2018</b>	
<b>Nebraska Based Carriers</b>	
IRP Carriers	4,371
IRP Fleets	4,391
IFTA Carriers	4,410
UCR Carriers	8,090
<b>Nebraska Based Vehicles</b>	
Power Units	40,653
Trailer Units	81,234
<b>Total Power/Trailer Units</b>	<b>121,887</b>
<b>Nebraska Based Carriers Field Audits</b>	
IRP Audits Completed	197
IFTA Audits Completed	180
UCR Audits Completed	39
Audits Processed from other Jurisdictions	4,766
Titles Issued for Apportioned Vehicles	20,936
Liens Noted	8,022
Total IFTA Decals Issued	56,723
<b>International Registration Plan (IRP)</b>	
Fees & Refunds Distributed to other IRP Jurisdictions	\$41,997,784
Nebraska IRP Fees to Highway Trust Fund & MV Tax Fund	\$37,179,307
<b>Total IRP Fees Collected</b>	<b>\$79,177,091</b>
<b>International Fuel Tax Agreement (IFTA)</b>	
Taxable Gallons	295,803,559
Tax Paid Gallons (Paid at Nebraska Retail Outlets)	293,955,930
Net Gallons (calculated)	1,847,629
Tax Distributed to other IFTA Jurisdictions	\$4,478,387
Nebraska Tax Collected on Returns	\$444,313
<b>Total Tax Collected through the IFTA Program</b>	<b>\$4,922,700</b>
<b>Total Fuel Tax Paid by IFTA Carriers (calculated)</b>	<b>\$83,416,604</b>
<b>295,803,559 x average tax rate (.282)</b>	
<b>Unified Carrier Registration (UCR) Fees</b>	
Fees Collected in 2018	\$1,794,055
Fees Distributed to other UCR States in 2018	\$1,052,081
Nebraska Fees to General Fund	\$741,974
<b>Total MCS Fees and Tax Distribution</b>	
Fees Distributed to Highway Trust Fund & MV Tax Fund	\$37,623,620
Fees Distributed to the General Fund	\$741,974
Fees & Refunds Distributed to other States	\$47,528,252
<b>Total MCS Fees and Taxes Distribution</b>	<b>\$85,893,846</b>
<b>IRP online Filings</b>	
Renewal filings	2,378
Temporary Registrations	22,777
<b>IFTA online Filings</b>	
4th Quarter Return 2017	3,434
1st Quarter Return 2018	3,290
2nd Quarter Return 2018	3,308
3rd Quarter Return 2018	3,377
<b>Total IFTA Returns Filed Via the Web</b>	<b>13,409</b>
<b>Permits</b>	
Prorate Permits	2,019
Fuel Permits	1,555
Combined Prorate & Fuel Permit	5,749
<b>Total Permits</b>	<b>9,323</b>

## FINANCIAL RESPONSIBILITY DIVISION

### Summary

The Financial Responsibility Division (FR) identifies individuals from driving, court, and accident records who have unsafe driving histories. Driving privileges are denied via disqualification (CDL), suspension or revocation and subsequently reinstated when qualified.

The FR Division facilitates the issuance of employment, medical hardship, and ignition interlock permits. They aid in the collection of traffic fines and child support payments.

### Goals

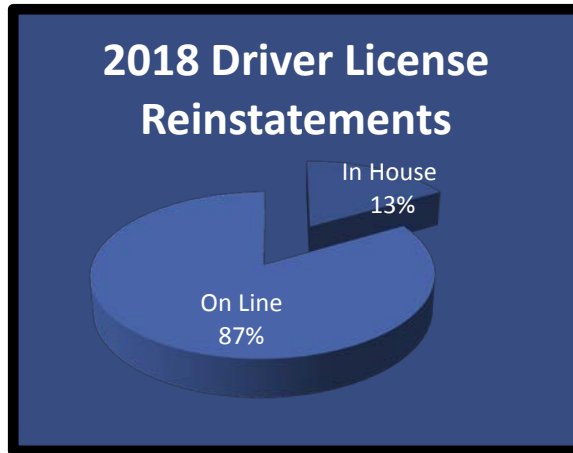
- Continue daily “huddles”, focusing on customer phone calls and the amount of time the customer is on hold waiting for a representative.
- Develop huddles into a great time for staff and management to communicate issues or celebrate successes. Have it be an opportunity to provide educational “tidbits” of information to new staff.
- Compile and organize an employee handbook to provide easy access to useful Division information. Provide new hire a handbook as a divisional resource.
- Complete a thorough re-write of the Ignition Interlock process procedures using the process improvement template.
- Continue work with Nebraska Interactive to develop an application to allow insurance companies to provide the SR22/SR26 certificate of insurance notification electronically.

### Accomplishments

- Realized a 17.6% reduction in phone call wait times for 2017
- Processed driver license suspensions, revocations and reinstatements.
- Update drivers’ traffic violation records.
- Responded to phone inquiries and walk-in customers.
- Responded to 73,591 phone inquiries.
- Assisted 9,640 walk-in customers.
- Worked with Nebraska Interactive to develop a website that allows insurance companies to provide the SR22/SR26 certificate of insurance notification electronically. This project continues into 2019.

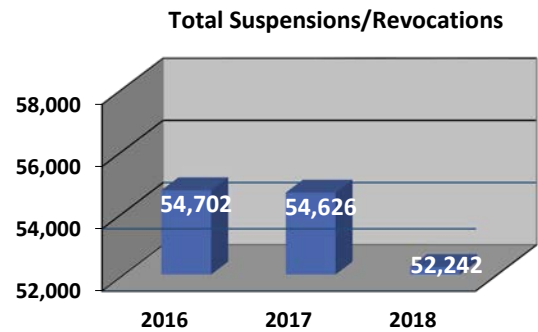
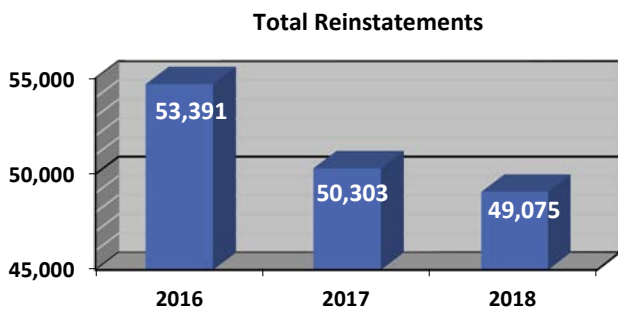
The Financial Responsibility Staff of twelve responded to 73,591 phone inquiries and 9,640 walk-in customers.

## Driver License Reinstatements Online Statistics vs In-House



In-house ..... 6,469

Online ..... 42,606



## Financial Responsibility Statistics 2018

<b>Traffic Violation Suspensions/Revocations</b>	
Court-Ordered Suspensions	7,978
Insurance Cancellation Suspensions	7,701
Failure to Comply with Traffic Citation Suspensions	15,259
Point Revocations	969
Administrative License Revocations (ALR)	5,914
Commercial Driver License (CDL) Disqualification Revocations	591
No Proof Insurance Suspensions	5,649
Accident Suspensions	1,994
Violate Support Order	5,719
Underage 21 Driver Fail to Complete Driver Improvement Course	468
<b>Total Suspensions/Revocations</b>	<b>52,242</b>
<b>Traffic Violation Reinstatements</b>	
Court-Ordered Suspensions	8,245
Insurance Cancellations	7,757
Failure to Comply with Traffic Citations	14,594
Point Revocation	897
Administrative License Revocations (ALR)	5,691
Commercial Driver License (CDL) Disqualifications	420
No Proof Insurance	4,991
Accident	1,343
Support Order	4,613
Underage 21 Driver Fails to Complete Driver Improvement Course	524
<b>Total Reinstatements</b>	<b>49,075</b>
<b>Miscellaneous</b>	
Ignition Interlock Permits Authorized	4,066
Employment Driving Permits Issued	104
Medical Hardship Permits Issued	2
Traffic Violation Convictions	132,501

## Summary

The Driver Licensing Services Division ensures persons who meet Nebraska's identification and licensing requirements are issued a permit, operator license or commercial driver license, and individuals who meet the identification requirements set forth in state statute are issued a State ID Card. It is our mission to have exceptional employees deliver accurate, secure, and innovative services.



## Goals

- Reduce wait times at Driver Licensing Offices.
- Implement an on-line paperless application form and Appointment System in the Lincoln, Omaha and Bellevue offices for all driver licensing services and implement in 2019.
- Open the North Omaha Driver Licensing Express Office in 2019. No written or skills tests will be administered at this location, but payment for driver licensing fees and issuance of temporary documents would be handled by driver licensing examiners at this location.
- Open a Driver Licensing Service Center in the West Omaha Area in 2020, which would include offering all driver licensing services with the exception of commercial skills tests. Driver Licensing staff at this service center will also accept payment for driver licensing fees and issue temporary documents.
- Begin work on a new Driver Licensing System containing photo capture, electronic knowledge and skills testing and document issuance for implementation in 2020.
- Regional training for all driver licensing staff will take place in September 2019. Training will consist of CDL knowledge and skills testing changes, customer service and fraudulent document recognition training.

## Accomplishments

- Divisional personnel wrote a Request for Proposal for a new Driver Licensing System and a vendor was selected.
- A drive test appointment system was deployed for applicants visiting the Lincoln, Omaha and Bellevue offices in April 2018.
- The Commercial Driver's License (CDL) online renewal application was deployed on November 15, 2017. 2,701 individuals renewed their CDL or obtained a replacement CDL in 2018 using this online service.
- Staff processed 665,473 applicants in 96 driver licensing offices statewide. 82,568 individuals used the DMV online application to obtain new and replacement permits, licenses and state identification cards, including CDLs, without visiting a driver licensing office.
- Compliance Officers audited 35 CDL Third Party Testers (companies) and observed 253 skills tests being administered by third party examiners (153 overtly and 101 covertly); 25 Driver Training Schools and 73 DMV approved Driver Safety Courses were audited.
- The Metro South Driver Licensing Service Center was opened at 4502 Maass Road, Bellevue, Nebraska on April 30, 2018.
- Partnered with the Nebraska Commission for the Deaf and Hard of Hearing to produce an instructional video for online driver license renewal.

- 904 applicants were re-examined to ensure they were capable of safely operating a motor vehicle. Of those applicants, 10% retained their license, and 90% had their license cancelled.
- Nine providers were certified by DMV to offer Motorcycle Safety Education Training, employing 77 certified instructors. A total of 1,641 applicants participated in motorcycle rider training courses. 1,370 individual successfully completed the training.
- Worked cooperatively with the Department of Correctional Services on a pilot project to develop a process by which an inmate can acquire a state identification card or a replacement driver license prior to leaving the facility. During 2018, 269 inmates received a document. This program will expand to other locations in 2019.
- Grand Island Driver License Office hosted a field trip of students and teachers from Grand Island Senior High Life Skills Program to assist them in preparing for driver testing.

**The Department sent out 274,796 driver license renewal notices.**



## DRIVER LICENSING SERVICES STATISTICS

Numbers represent applicants processed, not documents issued  
 An additional 82,568 applicants were issued licenses and State ID Cards online

TOTAL <b>APPLICANTS</b> PROCESSED IN 2018 .....	669,923
Commercial Driver License (Class A, B & C)	
Class A New .....	11,063
Class A Renewal .....	14,797
Class B New .....	4,317
Class B Renewal .....	3,468
Class C New .....	458
Class C Renewal .....	403
Restricted Commercial Driver License (Class B & C)	
New .....	244
Renewal .....	44
Commercial Learner's Permit (CLP) .....	22,398
Seasonal Permits .....	364
Operator's License (Class O)	
New .....	98,180
Renewal .....	221,942
Motorcycle License (Class M)	
New .....	30
Renewal .....	4
Motorcycle Endorsement .....	35,892
Provisional Operator's Permits (POP) .....	23,123
State Identification Cards .....	46,964
Learner's Permits	
Class O .....	50,754
Class M .....	2,309
LPE (School Learner's Permit) .....	9,019
School Permits .....	6,808
School Bus Permits .....	7,909
Farm Husbandry Permits (Tractor) .....	61
Miscellaneous	
Reinstatements/cancellations .....	12,905
Recalls .....	697
Restriction/Endorsement/Change or Remove .....	15,842
Replacement Commercial Driver License .....	4,839
Out of State/Early Renewals .....	735
Corrections .....	831
Non-CDL Replacements .....	68,431
Ignition Interlock Permits (New and Replacements) .....	4,450
CDL Recalls .....	642



**2018 DRIVER LICENSING SERVICES DOCUMENT TYPES**

Document Type/Class	Min. Age	Renewal Times	Renewal Information	Involved Issuance	Replacement Issuance	Full Cost
Operator's License, Class O	17	Age 21, then every 5 yrs.	Must have held POP for 1yr, <3 pts on record	State/County	State/County	\$26.50 for 5 yr. license
Motorcycle License	17	Age 21, then every 5 yrs.	Must have held POP for 1yr, <3 pts. on record	State/County	State/County	\$26.50 for 5 yr. license
School Permit (SCP)	14	2 yrs.	Must have held LPE or LPD for 2 months Max age 16 and 3 months	State/County	State/County	\$10.50
Provisional Operator's Permit (POP)	16	None	Must have held LPE, SCP or LPD for 6 months < 3 pts on record Expires on 18 <sup>th</sup> birthday	State/County	State/County	\$17.50
Learner's Permit (LPD)	15	1 yr.		State/County	State/County	\$10.50
Learner's Permit (LPE)	14	3 mo.	Max age 16	State/County	State/County	\$10.50
Farm Husbandry Permit (Special)	13	3 yrs.	Max age 16	State	State	\$7.50
Farm Husbandry Permit (Temporary)	13	6 mos.	Max age 16	State	State	\$7.50
Commercial Driver's License (CDL) Class B & C	18	21 <sup>st</sup> birthday, then every 5 years	Intrastate only, and must be eligible for operator's license.	State/County	State/County	\$57.50
Commercial Driver's License (CDL) Class A	18	21 <sup>st</sup> birthday, then every 5 years	Intrastate only	State/County	State/County	\$57.50
Commercial Driver's License (CDL) Class A,B,C	21	5 yrs.	Interstate	State/County	State/County	\$57.50
Restricted CDL (RCDL)	18	21 <sup>st</sup> birthday, then every 5 years	Must have possessed operator's license for at least 1 year prior to issuance.	State/County	State/County	\$57.50
Commercial Driver's License Permit (CDL)	18	6 mos.	Must be eligible for operator's license. 2 in 2 yrs.	State/County	State/County	\$12.50
Seasonal Permit	18	21 <sup>st</sup> birthday, then every 5 years	Must have possessed operator's license for at least 1 year prior to issuance.	State/County	State/County	\$12.50
State Identification Card	0	21 <sup>st</sup> birthday, then every 5 yrs		State/County	State/County	\$26.50

The above are also available in "replacement" format if lost.

**2018 Year End Statistics**

Driver Licenses Issued ..... 361,276  
 Driver Permits Issued ..... 78,622  
 Identification Cards Issued ..... 30,965  
 Replacement Licenses/Permits Issued ..... 93,520  
 TOTAL Driver License/Permits/ID cards Issued ..... 564,383

## 2018 NEBRASKA LICENSED DRIVERS BY COUNTY

Including Licensed Drivers with Permits

County	Licensed Drivers	Licensed Drivers with Permits*	Total Licensed Drivers	County	Licensed Drivers	Licensed Drivers with Permits*	Total Licensed Drivers
Adams	22,995	1,199	24,194	Jefferson	5,623	266	5,889
Antelope	5,027	220	5,247	Johnson	3,328	171	3,499
Arthur	328	24	352	Kearney	4,940	253	5,193
Banner	539	19	558	Keith	6,694	277	6,971
Blaine	393	17	410	Keya Paha	632	35	667
Boone	4,179	207	4,386	Kimball	2,837	116	2,953
Box Butte	8,432	430	8,862	Knox	6,457	329	6,786
Boyd	1,523	71	1,594	Lancaster	218,988	11,490	230,478
Brown	2,495	128	2,623	Lincoln	27,385	1,394	28,779
Buffalo	34,845	1,831	36,676	Logan	600	38	638
Burt	5,444	261	5,705	Loup	526	21	547
Butler	6,303	385	6,688	Madison	25,487	1,245	26,732
Cass	20,351	1,104	21,455	McPherson	365	22	387
Cedar	6,598	367	6,965	Merrick	5,856	340	6,196
Chase	2,950	167	3,117	Morrill	3,586	177	3,763
Cherry	4,400	214	4,614	Nance	2,750	148	2,898
Cheyenne	8,005	343	8,348	Nemaha	5,044	280	5,324
Clay	4,813	241	5,054	Nuckolls	3,468	173	3,641
Colfax	6,773	448	7,221	Otoe	11,847	598	12,445
Cuming	6,769	390	7,159	Pawnee	2,012	87	2,099
Custer	8,644	498	9,142	Perkins	2,234	124	2,358
Dakota	14,804	868	15,672	Phelps	7,187	358	7,545
Dawes	5,836	298	6,134	Pierce	5,629	318	5,947
Dawson	17,646	1,114	18,760	Platte	25,452	1,405	26,857
Deuel	1,533	64	1,597	Polk	4,102	225	4,327
Dixon	4,276	257	4,533	Red Willow	8,291	415	8,706
Dodge	26,692	1,424	28,116	Richardson	6,194	276	6,470
Douglas	391,753	19,041	410,794	Rock	1,146	57	1,203
Dundy	1,447	65	1,512	Saline	9,271	535	9,806
Fillmore	4,502	240	4,742	Sarpy	130,836	7,854	138,690
Franklin	2,419	99	2,518	Saunders	16,397	943	17,340
Frontier	2,009	73	2,082	Scotts Bluff	27,420	1,382	28,802
Furnas	3,759	201	3,960	Seward	12,553	693	13,246
Gage	16,473	792	17,265	Sheridan	3,855	168	4,023
Garden	1,593	59	1,652	Sherman	2,315	126	2,441
Garfield	1,468	76	1,544	Sioux	955	45	1,000
Gosper	1,509	73	1,582	Stanton	4,441	257	4,698
Grant	531	20	551	Thayer	4,095	196	4,291
Greeley	1,781	87	1,868	Thomas	557	25	582
Hall	43,749	2,579	46,328	Thurston	4,021	122	4,143
Hamilton	7,475	438	7,913	Valley	3,312	174	3,486
Harlan	2,686	119	2,805	Washington	15,947	917	16,864
Hayes	708	32	740	Wayne	5,893	292	6,185
Hitchcock	2,203	105	2,308	Webster	2,723	135	2,858
Holt	7,966	387	8,353	Wheeler	634	27	661
Hooker	586	24	610	York	10,550	499	11,049
Howard	5,020	272	5,292	<b>Total</b>	<b>1,386,665</b>	<b>72,399</b>	<b>1,459,064</b>

\*Includes all permits (LPE,LPD,SCH,POP)

## NEBRASKA LICENSED DRIVERS BY TYPE OF LICENSE/PERMIT - 2018

Age	Operator's License - Class O	Operator's License - Class O / Motorcycle Class M	Motor-cycle License / Class M	Commercial Driver's License						Learner's Permit		School Learner's Permit / SCP	Provisional Operator's Permit / POP	Total Licensed Drivers	
				CDL A	CDL B	CDL C	CDL A & Class M	CDL B & Class M	CDL C & Class M	for School LPE	for POP, Class O & Class M & LPD				
14											967		1,775		2,742
15											74	9,537	4,757		14,368
16												7,079		14,839	21,918
17	986	37										3,300		18,813	23,136
18	19,451	151		8	12		1	1				1,952			21,576
19	21,799	308	1	75	32		5	1				1,090			23,311
20	22,480	360	1	115	59	1	17	6				772			23,811
21	20,563	419	1	187	56		21	1				692			21,940
22	22,224	621		271	86	3	46	11				502			23,764
23	23,231	728		402	91	8	56	17	1			427			24,961
24	24,135	893	1	473	132	5	84	14				353			26,090
25 to 29	118,216	5,600	1	3,591	915	64	812	165	9			1,753			131,126
30 to 34	113,531	6,631	1	4,668	1,130	110	1,271	217	15			1,249			128,823
35 to 39	108,930	6,996	1	5,357	1,243	107	1,471	272	15			728			125,120
40 to 44	92,283	6,867	3	5,202	1,267	115	1,648	324	20			477			108,206
45 to 49	88,717	7,883		5,256	1,422	110	1,832	392	11			391			106,014
50 to 54	87,469	8,690	4	5,426	1,511	126	2,257	423	32			296			106,234
55 to 59	99,929	10,744	3	6,485	1,829	196	2,931	574	33			279			123,003
60 to 64	95,611	9,679		5,736	1,668	184	2,506	510	37			143			116,074
65 to 69	85,022	7,105		4,207	1,133	119	1,435	305	27			76			99,429
70 to 74	64,514	4,324	1	2,393	580	62	708	119	18			35			72,754
75 to 79	45,079	2,089		1,229	304	28	280	37	10			18			49,074
80 to 84	30,826	998		468	107	9	81	15				11			32,515
85 to 89	20,864	410		135	25	3	18	1	1			14			21,471
90 to 94	9,336	126		20	5		3								9,490
95 to 99	1,992	14		3											2,009
100 & Over	104	1													105
<b>Total</b>	<b>1,217,292</b>	<b>81,674</b>	<b>18</b>	<b>51,707</b>	<b>13,607</b>	<b>1,250</b>	<b>17,483</b>	<b>3,405</b>	<b>229</b>	<b>1,041</b>	<b>31,174</b>	<b>6,532</b>	<b>33,652</b>	<b>1,459,064</b>	

**Nebraska School Permit Drivers by County  
2018**

<b>County</b>	<b>Permits</b>	<b>County</b>	<b>Permits</b>
Adams	133	Jefferson	62
Antelope	55	Johnson	42
Arthur	7	Kearney	55
Banner	2	Keith	41
Blaine	6	Keya Paha	11
Boone	55	Kimball	30
Box Butte	27	Knox	88
Boyd	21	Lancaster	371
Brown	36	Lincoln	160
Buffalo	170	Logan	10
Burt	48	Loup	6
Butler	97	Madison	117
Cass	161	McPherson	2
Cedar	90	Merrick	79
Chase	50	Morrill	31
Cherry	73	Nance	35
Cheyenne	48	Nemaha	58
Clay	51	Nuckolls	45
Colfax	51	Otoe	89
Cuming	113	Pawnee	19
Custer	134	Perkins	28
Dakota	55	Phelps	48
Dawes	21	Pierce	89
Dawson	138	Platte	136
Deuel	9	Polk	61
Dixon	79	Red Willow	54
Dodge	123	Richardson	60
Douglas	515	Rock	26
Dundy	16	Saline	70
Fillmore	68	Sarpy	532
Franklin	31	Saunders	181
Frontier	11	Scotts Bluff	91
Furnas	45	Seward	122
Gage	92	Sheridan	36
Garden	13	Sherman	35
Garfield	14	Sioux	8
Gosper	17	Stanton	52
Grant	9	Thayer	57
Greeley	23	Thomas	6
Hall	103	Thurston	27
Hamilton	100	Valley	44
Harlan	30	Washington	121
Hayes	9	Wayne	47
Hitchcock	28	Webster	30
Holt	83	Wheeler	10
Hooker	6	York	64
Howard	80	<b>Total</b>	<b>6,532</b>

## DRIVER AND VEHICLE RECORDS DIVISION

### Goals

- Maintain the Nebraska Motor Vehicle Insurance Database.
- Manage the Electronic Lien and Title Program (ELT).
- Administer the state's license plate program including inventory control of 81 types of license plates; design, approve, and issue specialty license plates.
- Print and mail over 2.2 million registration renewal notices annually.
- Administer over 170,000 handicap parking permits.
- Utilize the facial recognition process to identify and review potential matches to determine if additional investigation is required prior to driver license or state identification document issuance.

### Summary

Driver and Vehicle Records (DVR) oversees multiple programs including the statewide Vehicle Title and Registration System (VTR), the associated online services, and the motor vehicle functions performed by the county treasurers. VTR is used by all 93 counties for issuance of titles and registrations and collection of the fees and taxes due for over 2.4 million motor vehicles. Over \$718 million was collected through VTR in 2018 which was distributed to over 1,200 local and state agencies. DVR is responsible for oversight and access to the database which maintains the records of 1.5 million licensed drivers and state ID card holders. The DVR Fraud Unit performs investigative work relating to vehicle title and registration fraud, driver license fraud, and odometer fraud. Motor Vehicle Fraud Investigators are certified Nebraska Law Enforcement Officers commissioned as Deputy State Sheriffs.

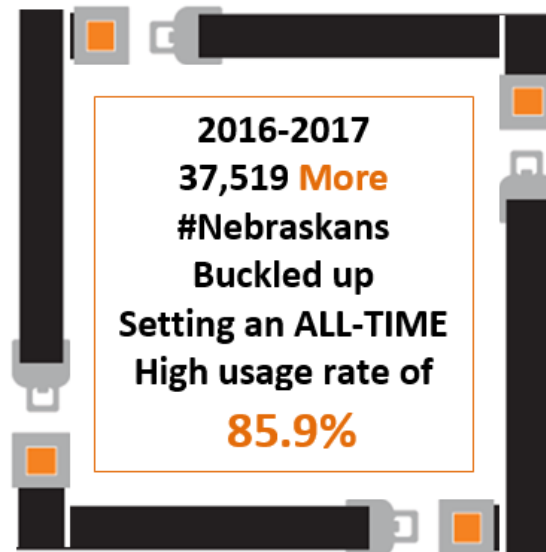
### Accomplishments

- VTR Modernization Project, VicToRy, kicked off on March 26, 2018; completed license installation, definition and base configuration.
- Approved over 21,000 new specialty plate applications; 83% requested via online service.
- Arrested 51 individuals for motor vehicle related fraudulent activities.
- DVR Help Desk staff provided application and business support for county officials and the general public.
- Implemented title changes for assembled and kit vehicles over 30 years old; new brands, reconstructed and replica, were incorporated and an assembled historical category was established.
- Implemented autocycle definition and registration fees changes.

2018 DMV Annual Report

- Implemented low speed vehicle definition change.
- Added flood to the list of brands which may be assigned to an existing Nebraska title.
- Implemented process for title issuance to Motor Vehicle Auction Dealers for salvage or donated vehicles.
- Implemented availability of motor vehicle tax exemption for spouses of military members.

Staff responded to 100,737 phone calls.












## 2018 Specialty Plates

	Type	Qualifications?	Plate Format	Initial/Annual Fee	Fee Distribution
	Message	No	Up to 7 characters selected by applicant	\$40	75% DMV Cash Fund 25% Highway Trust Fund
	Husker Message	No	Up to 7 characters selected by applicant	\$70	57% Highway Trust Fund 43% DMV Cash Fund
	Husker Numeric	No	Up to 7 characters assigned by DMV i.e. 1234	\$70	57% Highway Trust Fund 43% DMV Cash Fund
	NE 150 Message	No	Up to 7 characters selected by applicant	\$70	57% NE 150 Sesquicentennial Plate Proceeds Fund 43% DMV Cash Fund
	NE 150 Numeric	No	Up to 7 characters assigned by DMV i.e. 123AB	\$70	85% NE 150 Sesquicentennial Plate Proceeds Fund 15% DMV Cash Fund
	Mountain Lion Conservation Message	No	Up to 5 characters selected by applicant	\$40	75% Game & Parks Commission Education Fund 25% DMV Cash Fund
	Mountain Lion Conservation Numeric	No	5 characters assigned by DMV i.e. 123AB	\$5	100% Game & Parks Commission Education Fund
	Breast Cancer Awareness Message	No	UP to 5 characters selected by applicant	\$40	75% DMV Cash Fund 25% Highway Trust Fund
	Breast Cancer Awareness Numeric	No	5 characters assigned by DMV i.e. 123AB	\$0	
	Native American Cultural Awareness and History Message	No	UP to 5 characters selected by applicant	\$40	75% Native American Scholarship and Leadership Fund 25% DMV Cash Fund
	Native American Cultural Awareness and History Numeric	No	5 characters assigned by DMV i.e. 123AB	\$5	100% Native American Scholarship and Leadership Fund
	Choose Life Message	No	UP to 5 characters selected by applicant	\$40	75% Health and Human Services Cash Fund 25% DMV Cash Fund
	Choose Life Numeric	No	5 characters assigned by DMV i.e. 123AB	\$5	100% Health and Human Services Cash Fund

2018 DMV Annual Report

	Type	Qualifications?	Plate Format	Initial/Annual Fee	Fee Distribution
	Special Interest Message	Yes	Up to 7 characters selected by applicant	\$50	50% Highway Trust Fund 50% DMV Cash Fund
	Special Interest Numeric	Yes	Up to 7 characters assigned by DMV i.e. 123AB	\$50	50% Highway Trust Fund 50% DMV Cash Fund
	Organizational* Creighton University Numeric	No	5 characters assigned by DMV i.e. 123AB	\$70	85% Highway Trust Fund 15% DMV Cash Fund
	Organizational* Union Pacific Railroad Museum Numeric	No	5 characters assigned by DMV i.e. 123AB	\$70	85% Highway Trust Fund 15% DMV Cash Fund
	Organizational* Nebraska Serious Injury & Line-of-Duty Death Response Team Numeric	No	5 characters assigned by DMV i.e. 123AB	\$70	85% Highway Trust Fund 15% DMV Cash Fund
	Organizational* Greater Omaha Chamber of Commerce Numeric	No	5 characters assigned by DMV i.e. 123AB	\$70	85% Highway Trust Fund 15% DMV Cash Fund
	Organizational* University of Nebraska-Omaha Numeric	No	5 characters assigned by DMV i.e. 123AB	\$70	85% Highway Trust Fund 15% DMV Cash Fund
	Organizational* Ducks Unlimited Numeric	No	5 characters assigned by DMV i.e. 123AB	\$70	85% Highway Trust Fund 15% DMV Cash Fund
	Organizational* Nebraska Corn Growers Association Numeric	No	5 characters assigned by DMV i.e. 123AB	\$70	85% Highway Trust Fund 15% DMV Cash Fund
	Organizational* Omaha Henry Doorly Zoo & Aquarium	No	5 characters assigned by DMV i.e. 123AB	\$70	85% Highway Trust Fund 15% DMV Cash Fund
	Organizational* NE Cattlemen Research and Education	No	5 characters assigned by DMV i.e. 123AB	\$70	85% Highway Trust Fund 15% DMV Cash Fund
	Organizational* Planned Parenthood of the Heartland	No	5 characters assigned by DMV i.e. 123AB	\$70	85% Highway Trust Fund 15% DMV Cash Fund
	Organizational* Sammy's Superheroes	No	5 characters assigned by DMV i.e. 123AB	\$70	85% Highway Trust Fund 15% DMV Cash Fund



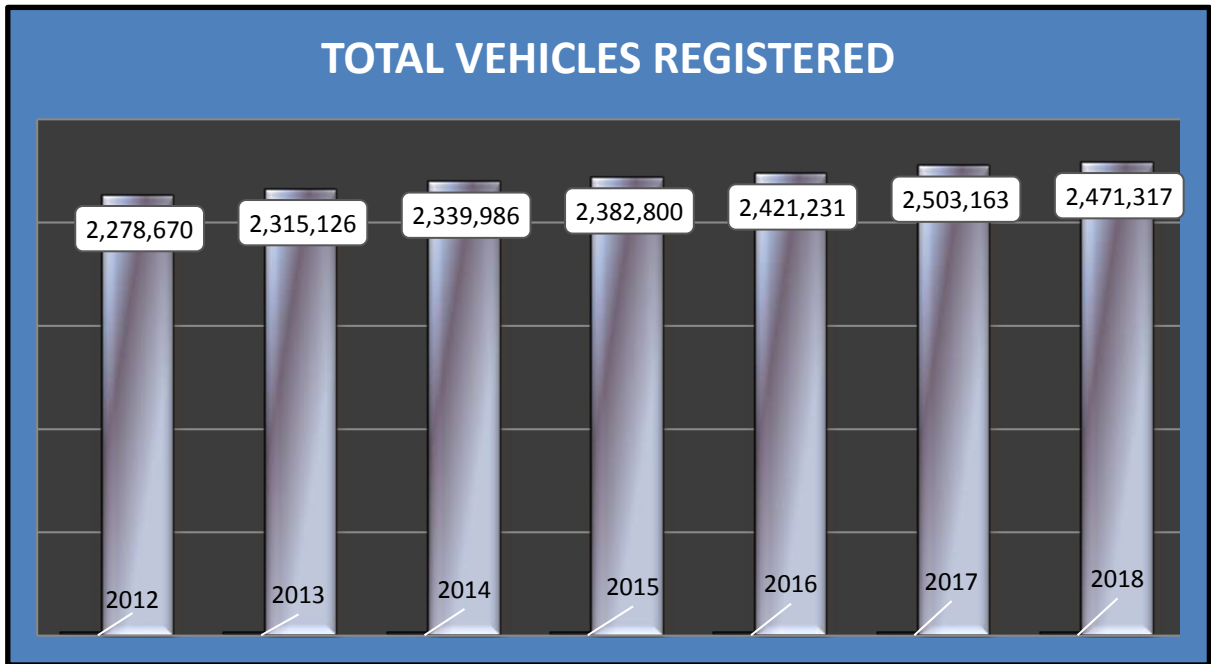
	Type	Qualifications?	Plate Format	Initial/Annual Fee	Fee Distribution
	Amateur Radio Numeric	Yes	Call sign assigned by FCC	\$5	100% Highway Trust Fund
	Military Honor Message**	Yes	Up to 5 characters selected by applicant	\$40	75% Veteran Cemetery Cash Fund 25% DMV Cash Fund
	Military Honor Numeric**	Yes	5 characters assigned by DMV i.e. 123AB	\$5	100% Veteran Cemetery Cash Fund
	Gold Star Family Message	Yes	Up to 5 characters selected by applicant	\$40	75% Veteran Cemetery Cash Fund 25% DMV Cash Fund
	Gold Star Family Numeric	Yes	5 characters assigned by DMV i.e. 12345	\$5	100% Veteran Cemetery Cash Fund
	Purple Heart Numeric	Yes	Up to 5 characters assigned by DMV i.e. 1234	\$0	
	Pearl Harbor Survivor Numeric	Yes	Up to 5 characters assigned by DMV i.e. 1234	\$0	
	Ex-Prisoner of War Numeric	Yes	Up to 5 characters assigned by DMV i.e. 1234	\$0	
	Disabled American Veteran Numeric	Yes	Up to 5 characters assigned by DMV i.e. 1234	\$0	

\*250 prepaid applications from a certified non-profit organization required to initiate plate production

\*\*Available for eleven branches of the military (Air Force, Air Force Reserve, Army, Army Reserve, Coast Guard, Coast Guard Reserve, Marines, Marines Reserve, National Guard, Navy, Navy Reserve)

**DRIVER AND VEHICLE RECORDS STATISTICS – 2018**

Driving Records Processed In-house	4,875
Driving Records Processed Online	1,070,590
<b>TOTAL Driving Records Processed</b>	<b>1,075,465</b>
Surrendered Licenses Processed	28,497
Military Letters Processed	158
Monies receipted from the sale of vehicle record information – In-house	\$132,764.31
Monies receipted from the sale of vehicle record information – Online	\$594,343.00
Monies receipted from driver record monitoring service	\$450,251.94
Monies receipted from driver header records	\$23,465.25
Message	4,298
Spirit	2,381
Gold Star Family	19
Organizational	1,621
Special Interest	308
Mountain Lion Conservation	4,411
Breast Cancer Awareness	999
Sample	20
Military Honor	3,140
Sesquicentennial (NE 150)	226
Native American Cultural Awareness and History	970
Choose Life	2,255
Amateur Radio	48
Disabled American Veteran	102
Ex-Prisoner of War	0
Purple Heart	55
Handicapped	795
<b>TOTAL Specialty Plate Applications Approved</b>	<b>21,648</b>
Registration Renewals Processed Online	321,912
Number of Motor Vehicle Registration Renewal Notices sent via mail	2,239,385
Number of Motor Vehicle Registration Renewal Notices sent via e-notice	12,791
Repossession	42
Transporter	736
Boat Dealer Trailer	102
Motorcycle Antique	60
Motorcycle Vintage	22
Passenger Antique	609
Passenger Vintage	832
<b>TOTAL Registrations Issued by DVR Staff</b>	<b>2,403</b>
Bonded Titles Issued	240
Titles Issued by DMV	1,675
Duplicate Titles Issued Statewide	59,497
Original Titles Issued Statewide	735,327
Titles Marked with a Junked Status	25,389
Liens Noted by ELT Non-Participating Lenders	182,724
Liens Noted by ELT Participating Lenders	55,721
Number of Participating Lenders as of 12/31/2017	1,546
Vehicle Identification Number Plates Issued	240
Hull Identification Number Plates Issued	49
Handicap Permits Issued	47,136
<b>FRAUD UNIT STATISTICS</b>	
Facial Recognition Potential Matches Reviewed	54,797
Facial Recognition Queries Processed	826
Threat Assessment Cases Initialed	12
Criminal Cases Initiated	525
Arrests	51



2018 DMV Annual Report

TOTAL VEHICLES REGISTERED IN 2018		2,471,317	
<b>PASSENGER</b>		<b>TRAILER</b>	
Regular	1,110,601	Utility	184,416
Low Speed Vehicle	23	Farm	81,960
Autocycle	33	Fertilizer	19,898
Non-Resident	5,759	Commercial	39,690
Thirty Day	48	Pole & Reel	193
Handicap	6,399	Public Power	842
Handicap Autocycle	2	Non-Resident	176
Antique	12,871	Farm Semi	7,525
Vintage	7,111	Message Commercial	34
Amateur Radio	1,053	Military Honor Commercial	7
Ex-Prisoner of War	12	Mountain Lion Commercial	3
Pearl Harbor Survivor	2	Native American Commercial	1
Disabled American Veteran	1,537	Organizational Commercial	1
Purple Heart	834	Spirit Commercial	11
Gold Star	173	Gold Star Farm	1
Military Honor	10,917	Message Farm	11
Military Honor Autocycle	3	Military Honor Farm	6
Breast Cancer	3,863	Mountain Lion Farm	2
Breat Cancer Autocycle	1	Organizational Farm	30
Choose Life	1,838	Spirit Farm	3
Choose Life Autocycle	1	Message Farm Semi	2
Message	34,805	Organizational Farm Semi	6
Message Autocycle	5	Spirit Farm Semi	2
Message Low Speed Vehicle	1	Organizational Fertilizer	1
Mountain Lion	19,610	Breast Cancer Utility	2
Native American	660	Choose Life Utility	2
Spirit	15,174	Message Utility	63
Spirit Autocycle	2	Military Honor Utility	66
Organizational	6,708	Mountain Lion Utility	26
NE 150	1,010	Native American Utility	2
Special Interest	1,492	NE 150 Utility	1
TOTAL	1,242,548	Organizational Utility	8
<b>TRUCK</b>		Spirit Utility	25
Commercial	378,736	Apportioned Trailer Units	81,234
Farm	161,303	TOTAL	416,250
Non-Resident Commercial	1,111	<b>DEALER</b>	
Local	366	Passenger	12,390
Minitruck	206	Personal Use	359
Public Power	1,478	Motorcycle	314
Special Mobile Equipment (SME)	1,048	Trailer	557
Soil & Water	378	Snowmobile	2
Farm Semi - Tractor/Trailer	15,623	Boat Dealer Trailer	85
10% Reduction	254	Repossession	60
Breast Cancer Commercial	274	Transporter	923
Choose Life Commercial	173	TOTAL	14,690
Gold Star Commercial	49	<b>GOVERNMENT</b>	
Message Commercial	10,632	Municipal	16,480
Military Honor Commercial	6,532	County	12,362
Mountain Lion Commercial	4,432	State	10,822
Native American Commercial	158	School District	9,272
NE 150 Commercial	247	Municipal Motorcycle	18
Organizational Commercial	2,147	County Motorcycle	2
Spirit Commercial	5,220	State Motorcycle	11
Breast Cancer Farm	24	TOTAL	48,967
Choose Life Farm	31	<b>MOBILE HOME</b>	
Gold Star Farm	3	Recreational	41,805
Message Farm	1,899	Self-Propelled	7,097
Military Honor Farm	568	Breast Cancer Recreational	11
Mountain Lion Farm	316	Breast Cancer Self-Propelled	3
Native American Farm	13	Choose Life Recreational	2
NE 150 Farm	31	Choose Life Self-Propelled	2
Organizational Farm	2,020	Gold Star Recreational	1
Spirit Farm	650	Message Recreational	117
Organizational Local	1	Message Self-Propelled	166
Minitruck Message	1	Military Honor Recreational	159
Breast Cancer Minitruck	1	Military Honor Self-Propelled	71
Mountain Lion Minitruck	1	Mountain Lion Recreational	157
Apportioned Power Units	40,653	Mountain Lion Self-Propelled	64
TOTAL	636,579	Native American Recreational	5
<b>MOTORCYCLE</b>		Native American Self-Propelled	1
Regular	48,640	NE 150 Recreational	4
Non-Resident	321	NE 150 Self-Propelled	4
Handicap	65	Organizational Recreational	6
Antique	642	Organizational Self-Propelled	13
Vintage	136	Spirit Recreational	25
Breast Cancer	37	Spirit Self-Propelled	48
Choose Life	13	TOTAL	49,761
Gold Star	13	<b>BUS</b>	
Message	2,327	Non-Commercial	2,254
Military Honor	922	School	519
Mountain Lion	182	Commercial	1,157
Native American	19	Non-Resident	3
NE 150	6	Local	68
Organizational	35	Breast Cancer Non-Commercial	1
Spirit	208	Choose Life Non-Commercial	5
TOTAL	53,566	Military Honor Non-Commercial	1
<b>SNOWMOBILE</b>		Military Honor Commercial	1
TOTAL	830	Mountain Lion Non-Commercial	1
<b>TAX EXEMPT</b>		Organizational Bus Non-Commercial	1
TOTAL	4,115	TOTAL	4,011

2018 DMV Annual Report

2018	COUNTY	NO.	PLATE TYPE																										
			Pass-enger	LSV	Handi-cap	Am. Radio	Mobile Home	Tax Exmpt	Messa-ge	Spirit	Org	Spec Int	NE 150	Mi Hr	Mn Lion	Bst Canc	Choose Life	Native Amer	PH Sur	Ex-POW	DAV	Prpl Hrt	Gold Star	Anti/Vntge	MC/AC	Sno-mobl	Comm	Apport-ioned	Farm.
	ADAMS	14	17,954	1	131	23	1,131	227	1,058	449	121	32	18	259	198	105	52	7	1	26	19	4	27	963	1	7,923	-	2,178	
	ANTELOPE	26	3,996	-	17	8	359	12	209	82	60	6	5	49	36	16	8	-	-	8	5	1	20	293	1	2,034	-	2,850	
	ARTHUR	91	239	-	2	1	21	-	25	-	1	-	-	1	-	-	-	-	-	-	-	-	-	-	-	66	-	357	
	BANNER	85	404	-	1	2	48	-	14	5	8	-	1	4	21	2	-	-	-	-	2	-	-	22	-	64	-	644	
	BLAINE	86	249	-	-	-	35	1	18	7	6	-	-	2	1	-	-	-	-	-	-	-	-	16	1	57	-	449	
	BOONE	23	3,460	-	8	8	249	6	185	85	72	6	3	51	48	23	14	-	-	3	2	-	17	209	7	1,489	-	2,273	
	BOX BUTTE	65	6,438	-	46	5	605	14	279	150	73	5	11	113	62	24	-	1	-	6	1	3	48	571	28	3,877	-	2,009	
	BOYD	63	1,269	-	4	1	109	2	40	15	2	-	-	12	11	4	6	-	-	-	-	-	9	112	-	455	-	966	
	BROWN	75	1,762	1	15	1	165	2	83	40	24	-	-	16	20	14	3	-	-	2	3	-	2	107	12	852	-	1,348	
	BUFFALO	9	27,852	1	139	28	1,488	224	1,328	562	200	28	35	454	269	83	34	8	-	-	36	25	13	55	1,432	7	12,316	-	3,431
	BURT	31	4,033	-	24	3	278	1	308	89	68	12	3	90	78	28	8	-	-	11	2	1	17	375	6	1,915	-	1,578	
	BUTLER	25	5,538	-	24	4	402	6	292	84	93	7	8	96	92	19	31	3	-	6	7	1	28	308	5	2,421	-	2,474	
	CASS	20	16,152	-	117	18	1,266	38	1,052	385	162	20	26	405	404	61	38	20	-	42	19	2	27	1,103	17	7,494	-	1,897	
	CEDAR	13	5,078	-	32	3	408	8	126	70	67	3	2	61	57	6	14	-	-	4	7	1	11	255	43	2,025	-	2,920	
	CHASE	72	2,126	-	16	1	216	3	193	61	30	1	7	16	20	7	4	-	-	1	4	-	2	147	-	1,449	-	1,651	
	CHERRY	36	3,043	-	10	2	319	12	143	53	43	-	1	34	21	3	3	-	-	6	1	2	9	166	8	1,335	-	2,602	
	CHEYENNE	39	5,978	-	35	6	589	30	171	94	21	4	2	103	77	11	4	-	-	6	10	2	25	372	1	2,937	-	1,678	
	CLOY	30	3,799	2	35	1	364	12	227	75	66	2	1	45	41	17	18	1	-	4	1	-	24	242	-	2,164	-	1,975	
	COLFAX	43	6,668	-	27	5	342	20	251	121	91	5	8	90	91	13	14	3	-	1	-	-	17	245	9	2,586	-	1,836	
	CUMING	24	5,696	-	21	2	369	27	227	77	150	5	3	148	68	9	15	2	-	5	11	-	14	250	12	2,445	-	2,550	
	CLUSTER	4	6,515	-	27	6	655	30	341	113	83	5	3	83	32	14	3	2	-	1	16	6	1	21	401	3	2,716	-	4,860
	DAKOTA	70	13,381	-	96	14	404	4	263	183	40	8	9	124	180	35	8	5	-	3	9	2	-	508	36	4,768	-	659	
	DAWES	69	4,249	-	36	12	381	39	140	37	20	2	6	56	55	16	2	2	1	-	3	6	1	6	314	19	1,927	-	1,466
	DAWSON	18	14,894	-	60	5	801	39	557	269	156	3	8	249	79	33	9	2	-	8	13	-	29	609	-	6,638	-	3,139	
	DEUEL	78	1,187	-	13	-	114	10	44	14	16	-	-	20	2	3	-	-	-	3	2	-	-	85	-	704	-	677	
	DIXON	35	3,780	-	15	3	250	4	141	54	15	1	1	43	49	9	4	-	-	3	1	-	8	192	15	1,486	-	1,379	
	DODGE	5	21,762	1	143	35	1,129	74	1,148	383	199	21	21	462	435	81	26	19	-	36	23	4	63	1,217	10	8,905	-	1,813	
	DOUGLAS	1	322,348	4	1,650	167	5,202	1,213	12,840	4,965	3,488	491	430	3,608	6,993	995	519	246	1	4	202	164	40	334	9,518	81	72,069	-	480
	DUNDY	76	1,068	-	8	-	110	-	47	18	7	-	1	11	4	2	1	-	-	1	1	-	1	74	-	560	-	1,032	
	FILLMORE	34	3,359	-	21	5	313	4	205	59	57	5	5	63	69	23	4	-	-	18	3	1	26	209	8	1,862	-	2,029	
	FRANKLIN	50	1,856	-	17	-	169	9	75	63	44	-	1	40	35	6	8	-	-	6	2	-	10	110	4	778	-	1,665	
	FRONTIER	60	1,515	-	9	-	165	15	69	15	25	-	-	22	22	5	2	5	-	5	2	-	5	100	-	679	-	1,654	
	FURNAS	38	3,069	-	26	6	290	23	138	38	51	2	1	43	22	10	8	-	-	1	-	-	12	180	-	1,695	-	1,453	
	GAGE	3	13,141	1	65	12	862	79	574	296	98	14	9	384	281	47	9	13	-	29	8	-	83	644	18	6,141	-	3,252	
	GARDEN	77	1,208	-	15	1	118	6	57	9	15	-	3	25	16	7	1	1	-	5	-	-	6	71	2	591	-	951	
	GARFIELD	83	1,102	-	5	2	196	-	59	14	15	-	-	23	4	3	-	-	-	1	1	-	62	-	493	-	733		
	GOSPER	73	1,217	-	10	-	119	2	98	38	29	2	2	15	7	3	-	3	-	1	1	4	3	66	10	588	-	800	
	GRANT	92	316	-	2	-	45	-	29	5	8	-	-	2	-	1	1	-	-	-	-	-	-	14	2	157	-	425	
	GREELEY	62	1,481	-	3	2	113	5	81	29	14	-	1	17	12	6	1	-	-	3	4	3	73	1	626	-	1,230		
	HALL	8	36,288	1	177	19	1,638	252	1,579	744	239	75	23	458	424	135	47	16	-	36	18	7	85	1,641	3	15,435	-	2,298	
	HAMILTON	28	5,786	-	34	7	416	15	320	153	68	14	7	147	69	19	11	2	-	6	9	8	32	386	2	2,818	-	2,129	
	HARLAN	51	2,187	1	14	1	172	3	93	47	38	4	-	22	31	7	6	1	-	6	1	-	1	163	3	936	-	1,473	
	HAYES	79	520	-	1	1	50	-	12	14	17	-	-	3	2	-	-	-	-	-	-	-	-	20	-	131	-	919	
	HITCHCOCK	67	1,730	-	12	1	168	4	52	17	26	2	1	10	8	1	6	-	-	1	1	-	136	-	1,084	-	1,084		
	HOLT	36	6,230	-	22	8	542	47	272	154	89	-	6	59	74	16	10	5	-	12	9	3	10	327	33	2,728	-	3,884	
	HOOKER	93	485	-	1	-	58	4	13	3	3	-	-	8	3	2	2	1	-	-	-	-	-	19	-	205	-	355	
	HOWARD	49	4,146	-	14	1	408	-	276	83	53	5	14	93	100	14	7	4	-	6	7	2	28	230	6	1,965	-	2,059	
	JEFFERSON	33	4,374	-	32	8	362	63	219	104	53	5	4	58	79	12	1	-	-	4	4	1	18	274	6	2,331	-	1,968	
	JOHNSON	57	2,793	-	7	5	185	4	105	51	15	-	3	48	68	15	5	4	-	6	1	-	18	151	-	1,239	-	1,129	
	KEARNEY	52	3,945	-	26	6	312	28	195	114	63	4	6	60	52	17	5	1	-	6	3	2	22	270	2	2,062	-	1,920	
	KEITH	68	5,653	-	51	9	614	7	264	103	42	7	6	55	57	12	-	3	-	9	5	6	5	297	1	2,890	-	1,577	
	KEYA PAHA	82	464	-	-	-	44	1	28	6	4	1	-	1	5	2	-	-	-	1	-	4	27	-	145	-	684		
	KIMBALL	71	2,166	-	16	-	256																						

2018 DMV Annual Report

COUNTY	NO.	TRAILER										DEALER					GOVERNMENT			2018 Total							
		Farm Semi	Mhi Trk	Local	Soil-W/tr	SME	10% Red.	Pub Pwr	Bus	Non-Res	Comm.	Utility	Farm	Semi	Fert-lizer	Pole Reel	Pub Pwr	Apportioned	Pass-enger		Per-sonal	MC	Trlr	Tr/BT/Rp/Srw	State	County	Municipal
ADAMS	14	334	3	12	4	4	-	-	113	4	1,243	3,232	1,207	435	433	1	-	253	1	8	22	-	-	187	378	219	40,999
ANTELOPE	26	364	5	-	7	23	-	-	-	4	330	1,589	1,301	144	197	-	-	33	3	2	3	-	-	148	153	123	14,501
ARTHUR	91	2	-	-	-	8	-	-	-	-	12	78	241	1	-	-	-	-	-	-	-	-	-	17	-	11	1,093
BANNER	85	23	-	-	-	-	-	-	-	-	22	67	456	3	-	-	-	-	-	-	-	-	-	33	-	18	1,864
BLAINE	86	1	-	-	-	4	2	-	-	-	15	33	370	-	-	-	-	3	1	-	-	-	1	39	1	27	1,339
BOONE	23	421	-	-	2	10	2	-	1	-	193	988	1,219	112	260	3	-	32	3	1	1	-	-	98	107	62	11,733
BOX BUTTE	65	88	3	7	-	15	2	-	1	2	541	1,869	1,055	32	266	2	-	25	1	-	1	-	-	90	168	57	18,594
BOYD	63	32	2	1	-	-	-	-	-	-	54	386	600	13	42	3	-	5	-	-	-	-	-	60	23	41	4,279
BROWN	75	43	2	-	7	19	-	-	-	2	189	616	820	33	130	5	-	36	1	1	3	-	-	109	64	14	6,566
BUFFALO	9	408	6	6	-	62	46	-	141	9	1,286	6,511	1,834	373	387	8	-	330	7	5	37	-	-	260	370	231	62,365
BURT	31	239	3	3	-	-	-	-	12	-	134	1,338	649	26	258	1	-	37	-	1	5	-	-	85	129	78	11,926
BUTLER	25	326	3	-	9	1	1	-	21	-	250	1,556	1,162	256	348	2	-	19	2	1	7	-	-	220	92	80	16,305
CASS	20	139	2	1	13	5	1	-	61	193	487	4,735	711	49	15	2	-	386	4	5	5	1	-	194	195	138	38,107
CEDAR	13	280	5	1	3	12	-	-	13	1	253	1,698	1,178	75	84	4	-	25	-	1	5	-	-	110	157	111	15,217
CHASE	72	192	2	4	3	-	-	-	-	-	230	878	938	58	280	-	-	60	-	1	4	-	-	88	115	68	8,885
CHERRY	66	63	1	-	-	21	-	-	18	-	179	1,090	1,807	33	-	1	-	22	3	2	1	-	-	282	72	37	11,448
CHEYENNE	39	170	-	2	-	2	1	-	13	4	198	1,950	539	21	53	5	-	80	7	4	5	-	-	132	180	112	15,634
CLAY	30	352	2	2	2	14	-	-	2	1	340	1,253	974	101	976	-	-	36	3	1	4	-	-	88	169	75	13,511
COLFAX	43	231	2	10	-	13	-	-	14	-	272	1,120	735	248	351	-	-	57	-	-	1	-	-	80	145	87	15,809
CUMING	24	142	1	7	-	-	-	-	2	-	427	1,671	1,165	85	276	3	-	43	-	1	6	-	-	48	110	66	16,159
CUSTER	4	553	6	2	23	43	3	-	3	5	551	1,742	2,711	136	358	15	-	55	6	1	6	-	-	252	179	124	22,711
DAKOTA	70	72	2	1	-	3	-	-	48	3	541	2,140	316	107	4	-	-	192	5	4	2	-	1	116	212	75	24,583
DAWES	69	30	-	4	2	29	-	-	16	2	189	1,177	891	20	1	2	-	147	4	6	7	-	-	146	134	42	11,645
DAWSON	18	86	8	1	2	41	-	53	12	-	1,157	3,602	1,652	68	146	1	33	193	3	2	10	-	-	171	311	174	35,326
DEUEL	78	54	-	-	4	-	-	-	-	-	58	504	320	17	234	-	-	1	-	-	-	-	-	42	58	33	4,219
DIXON	35	159	3	1	-	11	-	-	-	1	130	1,149	643	56	-	-	-	19	-	-	2	-	-	56	132	63	9,878
DODGE	5	240	7	10	-	11	-	-	58	8	741	4,457	699	134	341	-	-	432	13	19	23	-	-	98	505	161	45,967
DOUGLAS	1	19	2	77	-	6	-	633	1,756	903	3,843	18,386	109	318	1	6	313	3,190	79	94	55	1	70	1,392	2,794	975	483,074
DUNDY	76	76	-	-	-	5	-	-	1	-	102	285	527	7	7	6	-	10	-	-	-	-	-	68	34	43	4,117
FILLMORE	34	398	5	13	2	59	-	-	14	-	265	1,135	937	109	574	-	-	21	-	1	2	-	-	69	116	62	12,130
FRANKLIN	50	207	1	-	4	-	-	-	5	-	84	626	771	9	288	-	-	2	-	-	-	-	1	76	81	32	7,085
FRONTIER	60	164	1	-	6	-	-	-	-	-	68	607	853	53	62	2	-	-	-	-	-	-	-	91	39	69	6,329
FURNAS	38	196	4	-	16	-	6	-	-	3	256	1,120	689	18	449	2	-	37	3	-	3	-	-	86	130	102	10,188
GAGE	3	282	5	4	15	15	-	90	45	6	664	3,298	1,283	164	321	-	48	153	8	3	20	-	-	170	301	224	33,179
GARDEN	77	31	2	2	-	3	-	-	2	-	63	525	557	17	85	-	-	5	1	-	1	-	-	103	9	18	4,527
GARFIELD	83	45	-	2	-	8	2	-	5	-	111	467	468	36	-	-	-	3	-	-	-	-	-	61	35	10	3,968
GOSPER	73	76	5	-	12	14	-	-	-	-	102	661	487	19	26	-	-	14	4	-	3	-	-	61	6	15	4,523
GRANT	92	14	-	-	-	6	-	-	-	-	19	222	254	11	-	1	-	1	1	-	2	-	-	46	5	17	1,606
GREELY	62	127	2	-	27	-	6	-	3	-	99	406	683	63	69	1	-	9	-	-	-	-	-	77	71	57	5,405
HALL	8	322	4	7	4	33	-	101	202	10	1,701	6,043	1,092	356	885	11	85	639	18	14	31	-	-	273	478	282	74,209
HAMILTON	28	347	3	2	3	16	1	-	-	3	594	1,800	1,285	61	688	1	-	32	-	-	3	-	-	117	99	90	17,603
HARLAN	51	182	2	-	3	-	-	-	3	-	114	1,025	697	8	93	1	-	23	1	-	-	-	-	56	52	22	7,492
HAYES	79	99	-	-	-	2	1	-	-	-	18	230	366	7	16	2	-	-	-	-	-	-	1	53	2	26	2,513
HITCHCOCK	67	26	2	-	-	7	-	-	1	-	349	711	744	5	11	4	-	4	1	-	-	-	-	44	100	31	6,328
HOLT	36	229	7	6	2	23	69	-	24	-	436	2,396	2,649	173	242	2	-	93	10	-	15	-	-	193	202	65	21,376
HOOKER	93	2	-	1	1	11	-	-	4	-	71	223	220	2	-	2	-	-	-	-	-	-	-	33	23	25	1,778
HOWARD	49	223	-	3	17	8	-	-	4	-	155	1,628	964	73	297	2	-	43	-	1	7	-	-	125	69	64	13,204
JEFFERSON	33	156	5	4	5	2	-	-	22	-	325	1,244	999	29	687	2	-	39	1	1	3	-	-	169	92	92	13,857
JOHNSON	57	76	1	-	7	4	-	-	4	4	159	680	565	27	149	-	-	31	1	-	1	-	-	109	41	60	7,771
KEARNEY	62	372	3	-	8	5	-	-	1	-	211	1,426	800	55	732	-	-	19	2	-	1	-	-	73	88	84	13,001
KEITH	68	16	2	1	-	1	-	-	1	-	326	2,992	1,024	5	113	-	-	44	3	-	4	-	-	92	116	57	16,470
KEYA PAHA	82	13	1	-	-	3	-	-	6	-	24	259	405	-	-	-	-	-	-	-	-	-	-	53	2	4	2,188
KIMBALL	71	91	2	-	-	47	-	-	1	-	134	700	438	11	19	-	-	24	2	1	1	-	-	75	80	33	6,408
KNOX	12	261	3	1	3	10	-	-	19	-	256	1,788	1,427	48	63	1	-	43	10	-	1	-	-	102	196	91	15,365
LANCASTER	2	193	4	71	3	14	-	-	607	92	3,982	16,183	1,510	282	156												

NEBRASKA

Good Life. Great Future.

---

**DEPARTMENT OF MOTOR VEHICLES**

[www.ne.gov](http://www.ne.gov)

Find us on 