

2014

Nebraska DMV

Annual Report



Pete Ricketts, Governor
Rhonda K. Lahm, Director





Pete Ricketts
Governor

STATE OF NEBRASKA

DEPARTMENT OF MOTOR VEHICLES
Rhonda K. Lahm
Director

April 2015

The Department of Motor Vehicles 2014 Annual Report shares with you information regarding our activities during the past year. The year began with the updating of our strategic plan which included the development of new vision and mission statements for the department. Our new vision statement is "To have quality, accessible, secure services available for all Nebraska DMV customers"; and our mission is "Exceptional employees deliver accurate, secure, and innovative services". These statements drive the manner in which we provide services to Nebraska residents and others who do business with the Nebraska DMV.

Development of additional online services; and technology updates to our current service delivery models were improved upon to provide more customer friendly services to the residents of Nebraska. By visiting www.clickDMV.ne.gov you can take advantage of the growing list of online services available to the public. We continually strive to increase the number of electronic services available for the convenience of all DMV customers.

The data provided in this report will bear out the dedicated service the Department of Motor Vehicle employees deliver to the residents of Nebraska. In nearly all categories, the number of persons served by the department continues to increase.

The success of the department has occurred with the assistance of our many valued partners. State legislators, county officials, fellow state agencies, private partners, and our valued customers have contributed to our accomplishments. Thank you. We look forward to continuing our working relationships.

If you desire or need additional information from the Department of Motor Vehicles, please visit our website at www.dmv.nebraska.gov or feel free to contact us at (402) 471-3900.

Sincerely,

Rhonda K. Lahm
Director

301 Centennial Mall South • P.O. Box 94789 • Lincoln, NE 68509-4789 • (402) 471-2281
www.dmv.nebraska.gov



An Equal Opportunity Employer
Printed with soy ink on recycled paper



Table of Contents

Vision/Mission Statements	4
Executive Summary	5
Administration Division	8
Legal Division	8
Administrative License Revocation (ALR) Statistics	10
Information Systems Division	11
Motor Carrier Services Division	12
Motor Carrier Services Statistics	13
Financial Responsibility Division	15
Financial Responsibility Statistics	16
Driver Licensing Services	18
Driver Licensing Services Statistics	21
Driver Licensing Services Document Types	22
NE Licensed Drivers by Type of License/Permit and Age	23
Licensed Drivers by County	24
NE School Permit Drivers by County	25
Driver and Vehicle Records Division	26
Driver and Vehicle Records Statistics	29
Total Vehicles Registered	32



Nebraska Department of Motor Vehicles

Our Vision

Our vision is to have quality, accessible, secure services available for all Nebraska DMV customers.

Our Mission

Exceptional employees deliver accurate, secure and innovative services.

NEBRASKA DEPARTMENT OF MOTOR VEHICLES Executive Summary

The Nebraska Department of Motor Vehicles (DMV) is charged with the responsibility for the regulation, enforcement and education of motor vehicle operators and vehicle requirements. The DMV ensures that licensed Nebraska drivers meet the eligibility requirements for operating a motor vehicle and those vehicles are properly titled and registered. An additional purpose is to generate and collect revenues that support not only the services offered by DMV but also other government entities. The DMV is composed of seven divisions.

Administration: (Rhonda Lahm, Director)

Administration oversees the operations of six divisions, which includes 195 employees and an annual budget of \$25.1 million for FY14-15. Administration includes the deputy director, budget and human resources officers and support staff. The director serves as the chairperson of the Motor Vehicles Industry Licensing Board.

Driver and Vehicle Records (DVR): (Betty Johnson, Administrator)

DVR is responsible for the administration of the statewide Vehicle Titling and Registration System (VTR) and the associated online services. VTR is used by all 93 counties for the titling and registration of Nebraska's over 2.3 million motor vehicles. VTR is the system through which all motor vehicle taxes, motor vehicle fees, motor vehicle registration fees, sales tax, wheel tax, and other assorted fees are collected and distributed to over 1,200 local and state authorities as directed by state statutes. Approximately \$623 million was collected through VTR during 2014.

Other responsibilities include the state's license plate program, including the budget, inventory control of the 65 types of license plates throughout all 93 counties, and message and specialty plate programs. The division administers over 123,000 handicapped parking permits and maintains the Insurance Database.

DVR is responsible for the database that maintains the records of 1.4 million licensed drivers and state ID card holders and the Digital Driver License System used by the counties to issue documents. The DVR Help Desk provides technology and business support for county officials and the general public. The DVR Help Desk staff responded to 106,299 calls during 2014.

Additionally, DVR houses a Fraud Unit which investigates identity theft, driver license fraud, title and odometer fraud, and manages the facial recognition process that has been incorporated into the driver license issuance workflow as a security feature.

Driver Licensing Services (DLS): (Sara O'Rourke, Administrator)

Driver Licensing Services is responsible for ensuring that individuals meet Nebraska's licensing standards and requirements for issuance of driver permits, licenses and State ID Cards. There are 97 driver licensing offices and 125 employees located throughout the State who assist individuals obtain nine different types of permits and six types of licenses and State ID cards. Thirteen of the 97 offices are open five days a week. Approximately 601,939 applicants for driver licenses and identification cards were processed in 2014 in the driver licensing offices. An additional 81,510 applicants were processed via our online driver licensing system. The division provides oversight of schools and instructors for adult and teen driver training, and the motorcycle safety program. The division utilizes several systems to effectively administer its programs: the Interactive Driver License System, the Digital Driver License System, Automated Testing System and the CDL 3rd Party Tester Database.

Motor Carrier Services (MCS): (Cathy Beedle, Administrator)

MCS administers a variety of programs relating to the trucking industry by regulating compliance with the International Registration Plan, the International Fuel Tax Agreement and the Unified Carrier Registration System. These programs collect and distribute fees and taxes between member States and Provinces. The division serves over 4,000 Nebraska-based trucking companies that register over 100,000 vehicles.

The International Registration Plan (IRP) collects and distributes registration fees between member jurisdictions (48 States, the District of Columbia and 10 Canadian Provinces). In 2014, the division collected \$81.5 million IRP fees, (retaining \$32.7 million in Nebraska) and distributing the balance of \$48.8 million to other IRP jurisdictions.

MCS administers the International Fuel Tax Agreement (IFTA) which requires the equitable distribution of fuel tax between member jurisdictions (48 States, District of Columbia and 10 Provinces). In 2014, the division collected over \$8 million in fuel tax revenues, (retaining \$6.2 million in Nebraska) and distributing \$1.7 million to other IFTA jurisdictions.

The MCS division continues to be a participant in the Unified Carrier Registration (UCR) Program which registers commercial motor vehicles engaged in interstate travel and goods. For 2014, MCS satisfied their UCR entitlement and collected \$742,000 for the State, while providing \$1 million to the UCR depository for distribution to other states.

MCS issues certificates of titles for apportioned vehicles and audits fuel and mileage records relative to UCR, IRP and IFTA returns.

Legal Division: (Noelie Sherdon, Administrator)

The Legal Division manages the legal work of the Department. This includes drafting state legislation and working with the legislative process, review of federal legislation, promulgation of agency rules and regulations, preparation and review of contracts and other legal documents, providing public warranty information received from auto manufacturers, review of fifteen-year license revocation reprieve applications for the Board of Pardons, conducting agency administrative hearings, management of the STOP program, certification of ignition interlock providers, and representation of the Department before the State Claims Board and other venues. The Legal Division manages the Administrative License Revocation program to remove the driver licenses of persons arrested for drunk driving in Nebraska. In 2014, the ALR program helped to reduce Nebraska's human and economic consequences of motor vehicle crashes by affirming the administrative revocation of 7,209 drunk drivers.

Financial Responsibility (FR): (Kathy Van Brocklin, Manager)

The Financial Responsibility Division identifies individuals, from driving, court, and accident records who do not drive safely. FR denies driving privileges via disqualification (CDL licenses), suspension or revocation of driver licenses to those who cannot or will not drive safely, and subsequently the reinstatement of the driver licenses. In 2014, the division revoked/suspended the driver licenses of 58,199 individuals, reinstated 57,276 driver licenses, and recorded 159,313 traffic violation convictions to driving records. FR staff responded to 92,941 phone inquiries. The division had 25,801 reinstatements online versus 6,714 in-house reinstatements. FR is the point of contact for issuance of employment drive and medical hardship permits, as well as ignition interlock permits. The division aids in the collection of traffic fines and child support order payments.

Information Systems Division (IS): (Keith Dey, Manager)

The Information Systems Division is responsible for the development, installation, maintenance and support of all DMV related business applications. The Division provides technological tools, expertise and support needed to develop more efficient methods to serve our customers, employees, and the residents of Nebraska. The focus of the DMV has been to provide customers with easy access to both services and data hosted by the DMV.

In addition to several data analysis projects and enhancements to the Vehicle Title and Registration System, progress continues towards the centralization of the AS/400s located in the County offices.

Administration Division

The Administration Division is the support services office for the Department of Motor Vehicles. The division includes the director, deputy director, accounting and finance manager, human resources manager and support staff. Functions in the Administration Division provide overall assistance to the operations of all divisions within the Department of Motor Vehicles. The director also serves as the chairperson of the Motor Vehicle Industry Licensing board.

Legal Division

The Legal Division performs a variety of tasks within the Department of Motor Vehicles. Primary duties involve administrative hearings, legal advice, legislation, rules and regulations, preparation and review of legal documents, STOP program certification, Ignition Interlock provider certification, defensive driving class certification, administrative license revocation program, manufacturer's warranty duties, fifteen-year license revocation reprieves, and the State Claims Board.

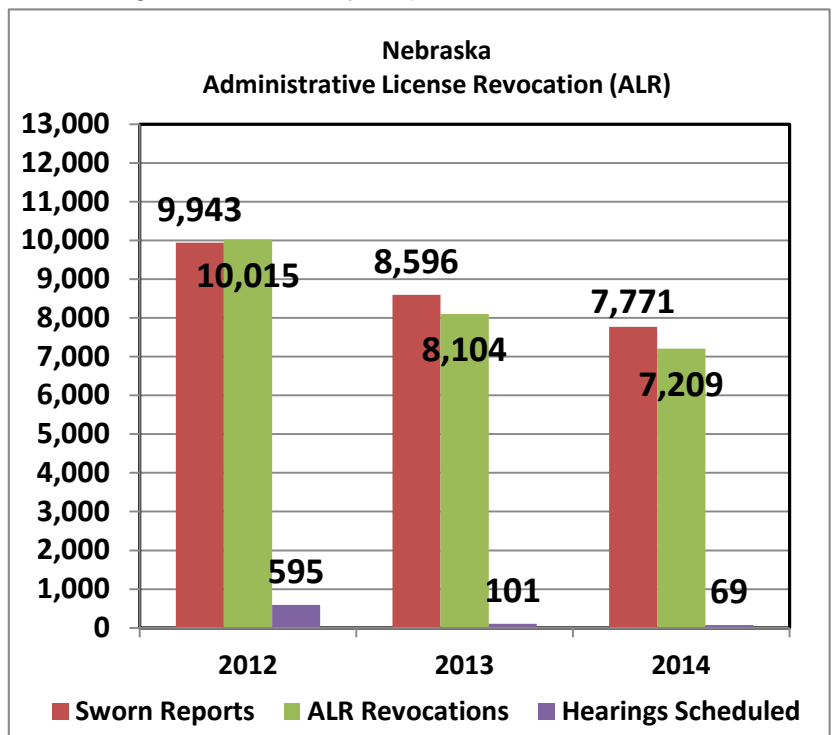
Administrative Hearings

All administrative hearings for the Department are conducted by the Legal Division. Hearings are held for commercial driver license issues such as disqualifications, third party testers, and commercial driver instructors; financial issues involving self-insured vehicle owners; motor carrier services issues, such as: protests under the International Registration Plan (IRP) and the International Fuel Tax Agreement (IFTA); and motor vehicle tax objections. The Legal Division provides regular ALR training presentations at the Nebraska Law Enforcement Training Center.

A staff attorney handles protests under the International Registration Plan (IRP) and the International Fuel Tax Agreement (IFTA). A member of the Legal Division is designated to attend Federal Bankruptcy Court whenever hearings are necessary to protest taxes or fees owed to the Department.

The majority of hearings are for Administrative License Revocations. Law enforcement officers have the authority to confiscate the license of a driver who after being arrested for DUI or DWI refuses to take, or fails a chemical test requested for the purpose of determining the concentration of alcohol or presence of drugs. The motorist may contest the automatic revocation by petitioning for a hearing.

The Department holds a hearing to decide the merit of the driver's claim upon timely receipt of a petition from a person arrested for DUI. Law changes effective January 1, 2012 in LB 667 allowed most drivers to keep driving



by installing an ignition interlock device on their vehicle and acquiring an ignition interlock permit while subject to an Administrative License Revocation. In 2014, there were 7,771 sworn reports received documenting automatic revocations, 69 hearings scheduled and 7,209 licenses revoked. Motorists may appeal the DMV decision to the District Court. The Legal Division processed 14 District Court appeals during 2014.

Rules and Regulations, Contracts, Legal Documents

Rules and Regulations are developed through the Legal Division. New and revised rules and regulations are initiated by changes in statutes, require a public hearing and are reviewed and approved by the Attorney General and the Governor. The Legal Division works with other DMV divisions, the public and other stakeholders to develop these rules and regulations. In 2014, the division finished promulgation of rules and regulations governing the Motorcycle Safety Education and is working on several other regulations.

The Legal Division also reviews and drafts contracts and other legal documents involving other agencies, outside companies, and the public.

Fifteen-Year License Revocation Reprieves

A person whose license has been revoked for 15 years may file an application for reinstatement of their driving privileges pursuant to statute and the policies of the Board of Pardons. The Legal Division reviews each application and prepares a written recommendation for the Director to provide to the Board of Pardons. In 2014, 47 applications were processed; 24 applicants were granted reprieves, and one application was tabled until 2015.

Manufacturer's Warranty Duties (Lemon Law)

The Legal Division provides lemon law information to interested consumers. Staff answers telephone inquiries and provides information on the Internet and in written form. Nebraska's lemon law requires manufacturers to make a new vehicle conform to the vehicle's written warranty through either an informal settlement with a consumer or in response to a lawsuit in state court by a consumer.

Claims Board

All claims filed against the Department of Motor Vehicles are handled by a staff attorney representing the DMV before the State Claims Board. The staff attorney coordinates the agency's response to the claim and any arguments made to the State Claims Board.

Public Records/Public Meetings

The Legal Division coordinates responses to public records requests received by the DMV to comply with all applicable statutory requirements.

The Legal Division also coordinates compliance with the law if the Department holds meetings subject to the Public Meetings Law.

Administrative License Revocation (ALR) Statistics

Year	DUI Arrests Reported	ALR Sworn Reports Received	* % of Sworn Reports Received Compared to Arrests	Petitions for Hearing Received	** % of Sworn Reports Received Petitioning for Hearing	Hearings Scheduled	Dismissals / All Reasons	*** % of Dismissals	ALR 1 Year Refusal	***2012 ALR 180 days	ALR 1 Year	# Total ALR Revocations	^ % of Sworn Reports Received Resulting in Revocation	Appeals Filed in District Court	% of Appeals / ALR Revocations	Average Blood Alcohol Content
1993	12,140	11,122	91.6%	3,363	30.2%	2,973	680	6.1%	918	7,896	240	9,054	81.4%	N/A	N/A	0.174
1994	12,930	11,696	90.5%	3,895	33.3%	3,568	844	7.2%	1,084	8,265	813	10,162	86.9%	N/A	N/A	0.171
1995	12,841	8,268	64.4%	3,054	36.9%	3,014	920	11.1%	835	5,433	848	7,116	86.1%	N/A	N/A	0.172
1996	12,763	10,330	80.9%	3,231	31.3%	3,138	951	9.2%	865	6,047	1,179	8,091	78.3%	217	2.7%	0.174
1997	13,119	11,217	85.5%	3,971	35.4%	3,698	1,685	15.0%	985	6,497	1,586	9,068	80.8%	N/A	N/A	0.170
1998	13,439	11,048	82.2%	4,066	36.8%	3,748	1,577	14.3%	914	6,245	1,710	8,869	80.3%	N/A	N/A	0.169
1999	13,422	10,881	81.1%	4,336	39.8%	4,026	1,725	15.9%	897	6,072	1,727	8,696	79.9%	N/A	N/A	0.168
2000	11,948	9,852	82.5%	3,958	40.2%	3,650	1,660	16.8%	834	5,268	1,802	7,904	80.2%	N/A	N/A	0.169
2001	12,166	10,283	84.5%	4,196	40.8%	3,883	1,675	16.3%	746	5,521	1,798	8,065	78.4%	387	4.8%	0.164
2002	13,154	11,718	89.1%	5,152	44.0%	4,799	2,061	17.6%	780	6,479	1,972	9,231	78.8%	430	4.7%	0.159
2003	13,415	12,715	94.8%	5,744	45.2%	5,277	2,418	19.0%	811	7,052	2,253	10,116	79.6%	405	4.0%	0.156
2004	14,093	13,038	92.5%	6,209	47.6%	5,518	2,414	18.5%	862	7,642	2,550	11,054	84.8%	416	3.8%	0.157
2005	14,525	13,321	91.7%	6,581	49.4%	6,040	2,245	16.9%	872	7,968	2,789	11,629	87.3%	436	3.7%	0.160
2006	13,421	12,310	91.7%	6,097	49.5%	5,581	2,107	17.1%	881	7,401	2,555	10,837	88.0%	448	4.1%	0.158
2007	13,437	12,069	89.8%	5,454	45.2%	5,217	1,968	16.3%	907	7,267	2,357	10,531	87.3%	518	4.9%	0.159
2008	13,660	12,712	93.1%	6,139	48.3%	5,624	1,905	15.0%	926	7,555	2,764	11,245	88.5%	594	5.3%	0.158
2009	13,399	12,444	92.9%	6,195	49.8%	5,730	2,170	17.4%	842	7,317	2,656	10,815	86.9%	524	4.8%	0.159
2010	12,399	11,435	92.2%	5,664	49.5%	5,165	1,836	16.1%	725	6,650	2,358	9,733	85.1%	441	4.5%	0.159
2011	12,034	11,024	91.6%	5,421	49.2%	5,150	1,599	14.5%	749	6,695	2,314	9,758	88.5%	471	4.8%	0.160
2012	10,605	9,943	93.8%	404	4.1%	595	679	6.8%	823	6,750	2,442	10,015	100.7%	82	0.8%	0.161
2013	9,324	8,596	92.2%	155	1.8%	101	598	7.0%	776	5,350	1,978	8,104	94.3%	21	0.3%	0.162
2014	N/A	7,771	N/A	102	1.3%	69	600	7.7%	730	4,717	1,762	7,209	92.8%	14	0.2%	0.164

January 1, 1993 - Administrative License Revocation (ALR) Law

January 1, 1994 - .02 BAC (Zero Tolerance) Under 21 Drivers

August 28, 1999 - Open Container Law

September 1, 2001 - .08 BAC Law

September 4, 2005 - .16 BAC Law

July 14, 2006 - .15 BAC Law

January 1, 2008 - Underage "Dram Shop" Law

January 1, 2009 - Ignition Interlock Law

January 1, 2012 - Enhanced Ignition Interlock Law

* ALR Sworn Reports Received / DUI Arrests Reported = Percent of Sworn Reports Received compared to Arrests

** Petitions for Hearing Received / ALR Sworn Reports Received = Percent of Sworn Reports Received Petitioning for Hearing

*** Dismissal - All Reasons / ALR Sworn Reports = Percent of Dismissals

Total ALR Revocations Processed/Refusal, 90 Day, and 1 Year Enhanced; included Automatic Revocations and after Hearings.

^ Total ALR Revocations / ALR Sworn Reports Received = Percent of Sworn Reports Received Resulting in Revocation

* Includes persons arrested in 2011 but did not have hearings until after 1/1/2012

** Appeals to district court - 82 (64 appeals were filed in January and February 2012, after that 18)

***ALR changed from 90 days to 180 days in 2012

NOTE:

% of dismissals and % of revocations total more than 100% due to revocations dismissed pursuant to bypass [60-498.02(5)] and some dismissals on appeal.

Revocations are counted and percentage calculated on the last day of the month the revocation was ordered

Dismissals are counted and percentage calculated 45 days after the last day of the month the revocation was ordered
NA – Not Available

Information Systems Division

The Information Systems Division provides the technological tools, expertise and support needed to develop more efficient methods to serve customers, employees, and residents of Nebraska.

To meet this goal the division has personnel who specialize in:

- The management of computer systems on the IBM AS/400, IBM Mainframe and Intel platforms.
- The development, installation, training and support of technical solutions and business applications.
- Wired and wireless networks.
- Server installation and support.
- PC support, software installation and troubleshooting.
- Project management.

The focus of the DMV has been to provide customers with easy access to both services and data hosted by the DMV. DMV online services are provided through Nebraska.Gov (www.nebraska.gov), NCJIS (Nebraska Criminal Justice Information System) and to the customers of the Department of Motor Vehicles at www.clickdmv.ne.gov. Direct system to system interfaces are supported by DMV and Office of the Chief Information Officer staff.

As the DMV moves towards more accessible services, coordination and cooperation with other state agencies and third-party vendors is critical. Digital technologies are continuously being developed and implemented to maintain and improve the security of our personal identities while making our services and information easily accessible.

Major activities in 2014:

- In addition to the regular hardware updates, application enhancements, legislated modifications and maintenance of DMV systems and applications; the following occurred:
- Driver Licensing Services application additions and enhancements were made to: the Commercial Driver License medical certification; the form of identification accepted for proof of identity, and the Military personnel waiver.
- Several data analysis projects and enhancements to the Vehicle Title and Registration System were completed and, progress continued towards the centralization of the AS/400s located in the County offices.

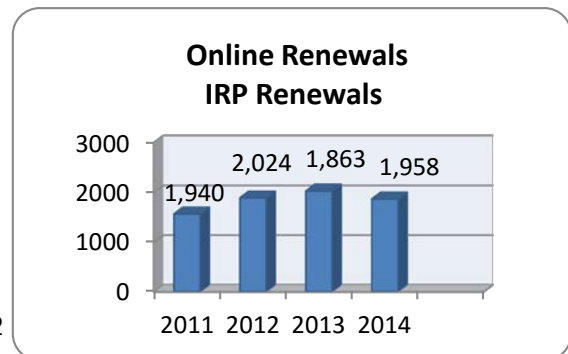
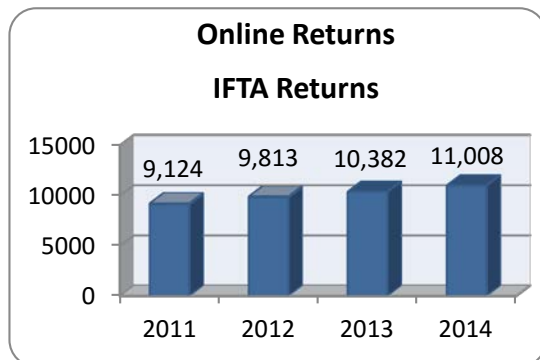
Motor Carrier Services Division

The Division of Motor Carriers “One-Stop Shop” administers a variety of programs relating to the trucking industry:

- The International Registration Plan (IRP), a vehicle registration program whose purpose is to collect and distribute registration fees between member jurisdictions.
- The International Fuel Tax Agreement (IFTA), an agreement between member jurisdictions for the purpose of equitable distribution of fuel tax.
- The Unified Carrier Registration (UCR) program. All motor carriers, motor private carriers, brokers and freight forwarders are required to pay UCR fees annually.
- The issuance of certificates of title, noting of liens and collection of sales tax and tire fee for apportioned vehicles.
- The auditing of motor carrier fuel and mileage records, in accordance with the IRP, IFTA and UCR agreements.
- The MCS Division has signed a Memorandum of Understanding with the Internal Revenue Service (IRS) which authorizes the division to act as an agent in the collection of the Federal Heavy Use Tax (Form 2290) and remit the form and payment to the IRS on behalf of the taxpayer.
- Administers the online Prorate and Fuel Permit System

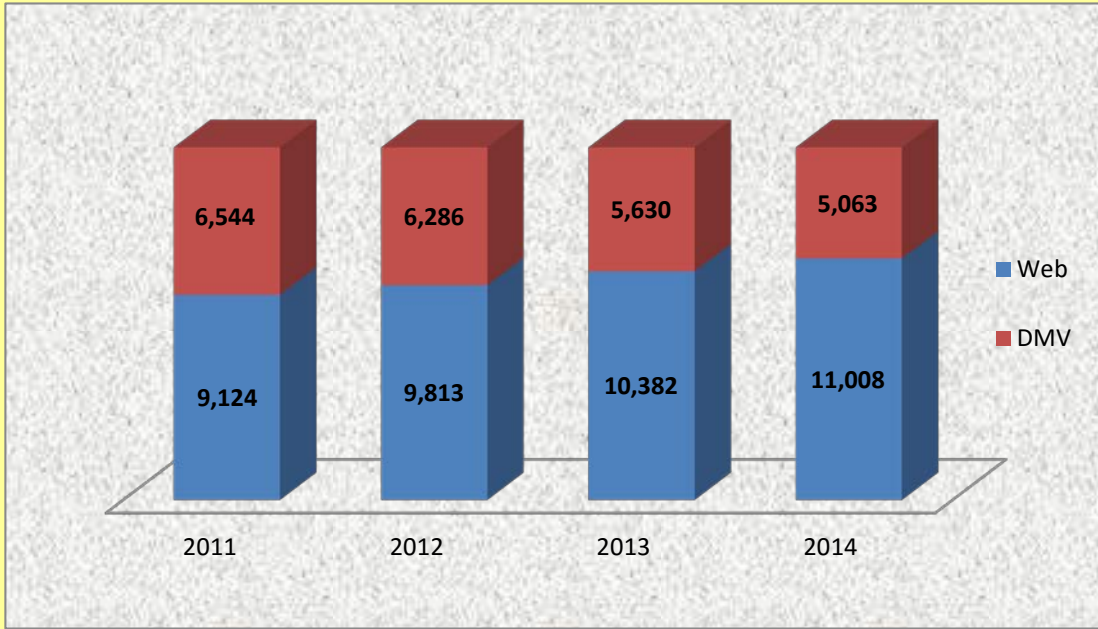
Major activities in 2014:

- Completed one full year of the online Prorate and Fuel Permit System mandated in 60-3,198(11)(b) and 66-1418(2). This online process replaced a completely manual process that had been in place for many years.
- MCS Division successfully implemented changes necessary to comply with the Full Reciprocity Plan (FRP). FRP was mandated by an amendment to the IRP. Implementation included the development, testing and deployment of significant programming modifications in addition to changes in business processes, forms and manuals.
- MCS enhanced their business process tied to the IFTA Return email notification system. Taxpayers who are identified as regular online filers no longer receive a paper printed tax return, but are sent an email reminder. This has saved the cost of paper, ink, postage and envelopes.
- LB 758 passed in 2014 which allows trailer owners to carry a photocopy of a trailer registration instead of the original. DMV believes this should help motor carriers save thousands of dollars in replacement fees for trailer registrations.
- The division had one retirement in 2014 and through increased efficiencies and duty re-allocation, the position was not replaced.

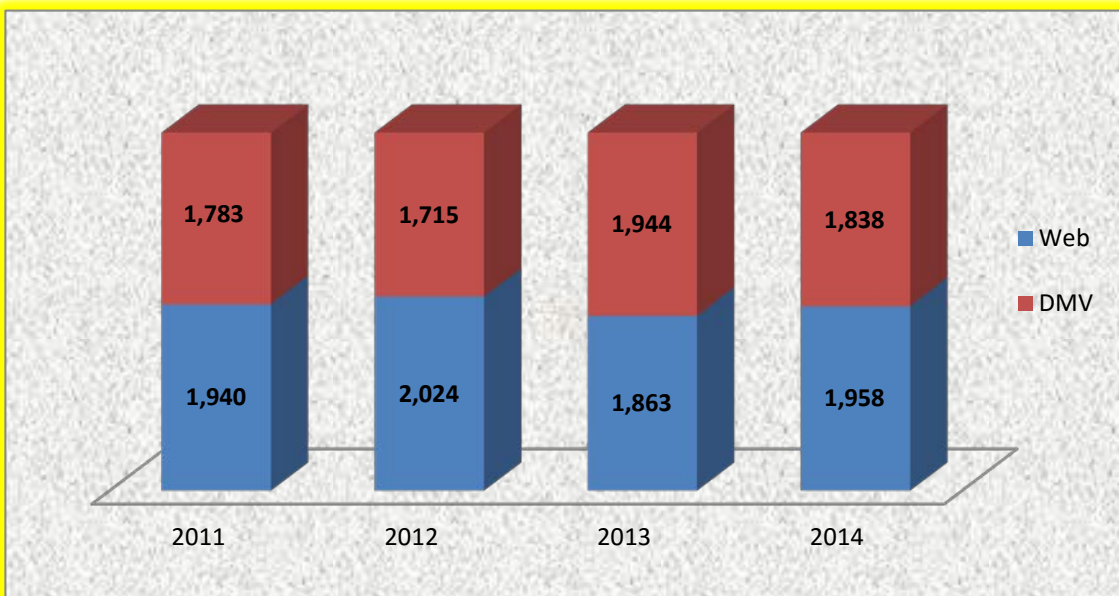


Motor Carrier Services

IFTA Returns
Online -vs- In-house



IRP Renewals
Online -vs- In-house



Motor Carrier Services Statistics – 2014

Nebraska Based Carriers	
IRP Carriers	4,085
IRP Fleets	4,171
IFTA Carriers	4,165
UCR Carriers	7,674
Nebraska Based Vehicles	
Power Units	37,633
Trailer Units	75,041
Total Power/Trailer Units	112,674
Nebraska Based Carriers Field Audits	
IRP	154
IFTA	154
Audits Processed from other Jurisdictions	5,262
Titles Issued for Apportioned Vehicles	15,662
Liens Noted	5,558
Total IFTA Decals Issued	50,229
International Registration Plan (IRP)	
Fees & Refunds Distributed to other IRP Jurisdictions	\$48,874,828
Nebraska IRP Fees to Highway Trust Fund & MV Tax Fund	\$32,709,716
Total IRP Fees Collected	\$81,584,544
International Fuel Tax Agreement (IFTA)	
Taxable Gallons	293,088,512
Tax Paid Gallons (Paid at Nebraska Retail Outlets)	271,085,274
Net Gallons (calculated)	22,003,238
Tax Distributed to other IFTA Jurisdictions	\$1,771,235
Nebraska Tax Collected on Returns	\$6,258,746
Total Tax Collected through the IFTA Program	\$8,029,981
Total Fuel Tax Paid by IFTA Carriers (calculated)	\$77,375,367
293,088,512 x average tax rate (.2640)	
Unified Carrier Registration (UCR) Fees	
Fees Distributed to other UCR States	\$1,097,166
Nebraska Fees to General Fund	\$741,974
Total UCR Fees Collected	\$1,839,140
Total MCS Fees and Tax Collection	
Fees Distributed to Highway Trust Fund & MV Tax Fund	\$38,968,462
Fees Distributed to the General Fund	\$741,974
Fees & Refunds Distributed to other States	\$51,743,229
Total MCS Fees and Taxes Collected	\$91,453,665
IRP online Filings	
Renewal filings	1,958
Temporary Registrations	59,083
IFTA online Filings	
4th Quarter Return 2014	2,789
1st Quarter Return 2015	2,657
2nd Quarter Return 2015	2,751
3rd Quarter Return 2015	2,811
Total IFTA Returns Filed Via the Web	11,008
Permits	
Prorate Permits	3,092
Fuel Permits	1,138
Combined Prorate & Fuel Permit	5,771
Total Permits	10,001

Financial Responsibility Division

The Financial Responsibility Division identifies individuals from driving, court, and accident reports who do not drive safely and assist individuals in becoming safe drivers. The Division denies driving privileges to those who cannot or will not drive safely, and subsequently reinstates driver licenses. Additionally, they aid the courts in collecting traffic violation fines and support order payments.

Major activities in 2014

Legislative changes requiring updates to computer programs:

LB 983 – passed in 2014

- The bill provides for 3 points to be assessed for serious violation for commercial drivers for texting while operating a commercial motor vehicle.

The below changes are effective July 8, 2015.

- For commercial license holders a 60-day disqualification for fraudulent commercial license/permit applications.
- A one year disqualification for fraud resulting in issuance of a commercial license/permit.
- An indefinite disqualification for a commercial license holder to schedule a required retest wherein fraud is suspected.
- And an indefinite disqualification for failing a required retest wherein fraud is suspected.

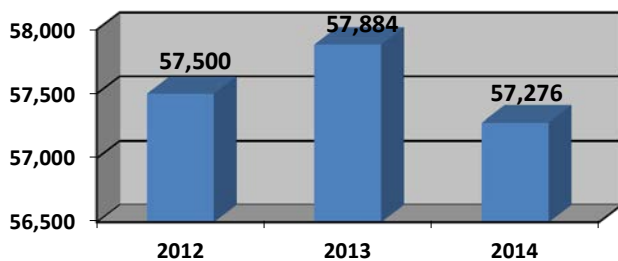
In 2014, the Financial Responsibility Division (FR) worked with Nebraska.gov to enhance the online interlock website allowing individuals to complete and submit their interlock applications electronically, and to immediately update the driving record. The FR Division also worked with Nebraska.gov to allow interlock providers to electronically submit interlock installations, removals and violations to the Department. This information is submitted hourly by all interlock providers and at the same time updates the driving record. These online additions can provide for immediate authorization for issuance of the ignition interlock permit, thus streamlining the process which provides faster service to residents needing this permit.

- Customer Service:
Financial Responsibility Staff responded to 85,722 phone inquiries.

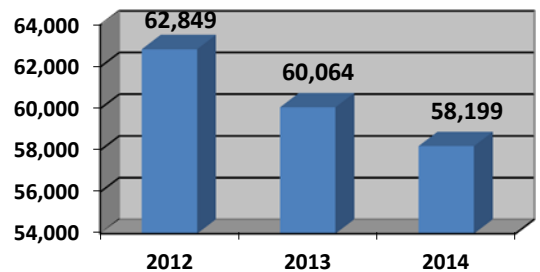
Other activities involved in the achievement of goals include:

- processing driver license suspensions, revocations, and reinstatements which includes data entry on computer work files;
- updating a drivers' traffic violation record; and responding to phone inquiries and walk-in customers.

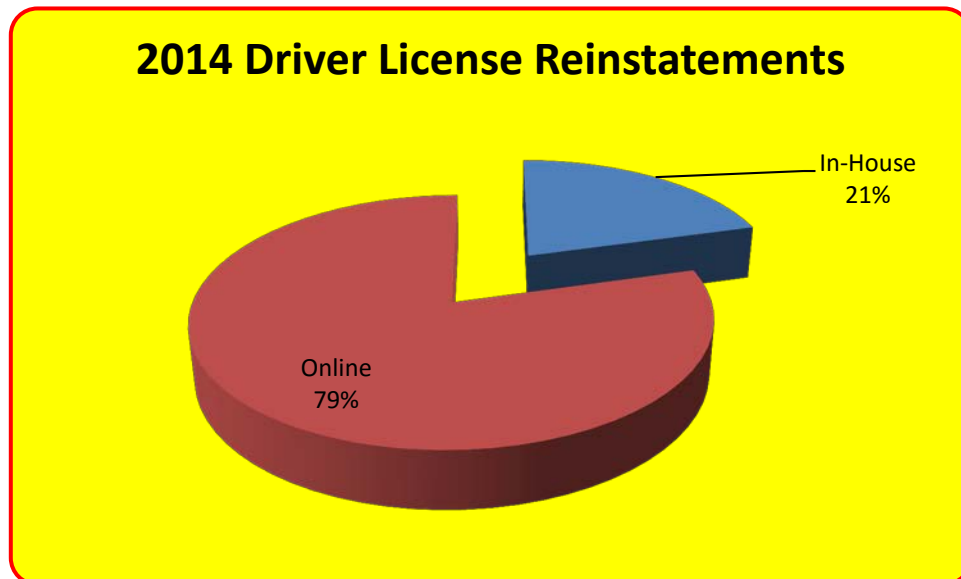
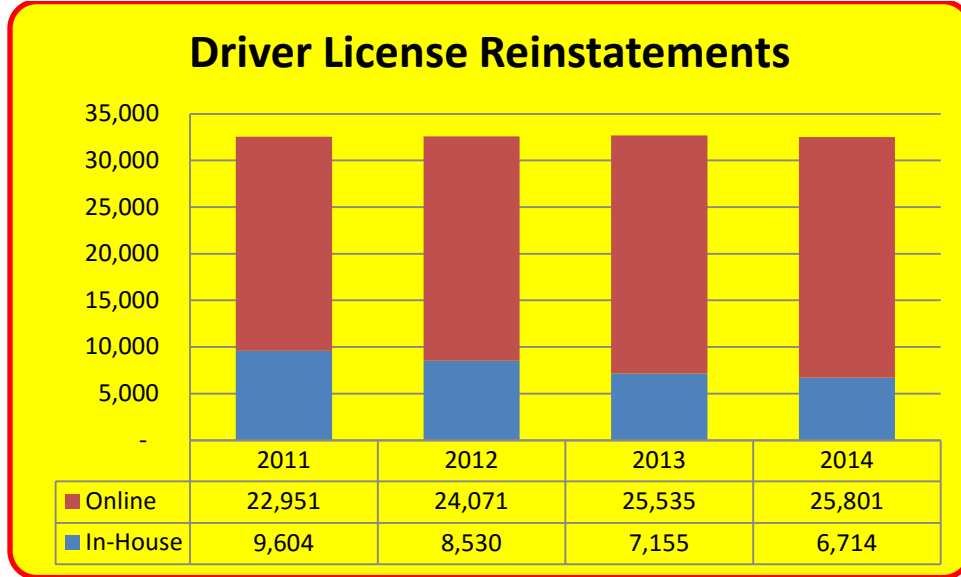
Total Reinstatements



Total Suspensions/Revocations



Driver License Reinstatements Online Statistics vs In-House



Financial Responsibility Statistics 2014

<i>Traffic Violation Suspensions/Revocations</i>	
Court-Ordered Suspensions	9,925
Insurance Cancellation Suspensions	9,201
Failure to Comply with Traffic Citation Suspensions	15,896
Point Revocations	1,101
Administrative License Revocations (ALR)	7,209
Commercial Driver License (CDL) Disqualification Revocations	765
No Proof Insurance Suspensions	5,927
Accident Suspensions	1,709
Violate Support Order	5,940
Underage 21 Driver Fail to Complete Driver Improvement Course	526
Total Suspensions/Revocations	58,199
<i>Traffic Violation Reinstatements</i>	
Court-Ordered Suspensions	10,480
Insurance Cancellations	8,944
Failure to Comply with Traffic Citations	16,270
Point Revocation	1,101
Administrative License Revocations (ALR)	7,579
Commercial Driver License (CDL) Disqualifications	613
No Proof Insurance	5,518
Accident	1,289
Support Order	4,899
Underage 21 Driver Fails to Complete Driver Improvement Course	583
Total Reinstatements	57,276
<i>Miscellaneous</i>	
Ignition Interlock Permits Authorized	4,605
Employment Driving Permits Issued	148
Traffic Violation Convictions	159,313



The Driver Licensing Services Division ensures persons who meet Nebraska’s identification and licensing requirements are issued a permit, operator license or commercial driver license, and individuals who meet the identification requirements set forth in state statute are issued a State ID Card. It is our mission to have exceptional employees deliver accurate, secure, and innovative services.

Major activities in 2014:

- **Conduct Examinations**

During 2014, Driving Licensing Staff processed 601,939 applicants in 97 driver licensing offices statewide. This included new applicants (licensed individuals who moved to Nebraska from another state, individuals who had never been issued a license document before and individuals whose Nebraska license document had been expired over one year), renewal applicants, and applicants requesting replacement documents.

- **Online Renewal**

Eligible individuals renewed their Class O (car), Class M (motorcycle) licenses and State ID Cards online and obtained duplicates of the same. In addition, online renewal includes Ignition Interlock Permits (IIP), School Permits (SCP), Provisional Operator’s Permits (POP), as well as licenses for individuals going from a POP to their first operator’s license.

- **Online Statistics**

License New.....	3,306	ID Duplicates.....	308
License Renew.....	64,516	ID Renewals.....	1,022
License Duplicates.....	8,523	IIP New.....	282
SCP New.....	605	IIP Renew.....	5
POP New.....	2,928	IIP Duplicates.....	5
		Total:	81,510

- **Training Unit**

The Training Unit developed and added the following content for DMV employees in 2014:

Curriculum.....	3	Tests.....	2
Videos	6	Online Courses.....	4
Postings.....	31		

A total of 46 new pieces of content were developed by the DMV Training Department and 5,740 pieces of online content items were accessed by DMV staff in 2014.

The Training Department, in coordination with the CDL Program Manager and Central Community College, developed and launched a CDL Vehicle Inspection Video in an effort to reduce the number of failures by CDL drivers. This video has been viewed over 5,000 times and helped reduce the overall failure rate.

The Training Department developed an 8 hour OJT, (On The Job Trainer) course and began developing a Verbal Defense & Influence curriculum. In addition, employees were trained in Fraud Detection and Remediation. The unit spent a majority of their time training 20 newly hired driver license examiners in 2014 along with 5 temporary employees.

- **Renewal Notices**
Renewal notices are sent 90 days in advance of the expiration of a driver license or State ID Card. In 2014, the Department sent out 239,303 renewal notices. Of those, 63,606 (27%) of the applicants presented the renewal notice to driver licensing staff; an action that expedites the applicant's time spent at the DMV.
- **Motorcycle Safety Education Program**
The Driver Licensing Service Division is responsible for the oversight of motorcycle rider training courses. Successful completion of the beginning Motorcycle Education Course allows the applicant to waive both the written and drive test at the DMV driver licensing office to receive a Class "M" license or endorsement.

Currently, 10 providers are certified by DMV to offer motorcycle safety education training. A total of 2,172 applicants participated in rider training courses in 2014. Of those, 1,966 individuals successfully completed the training. At the end of 2014, the Nebraska Motorcycle Safety Education Program had a total of 83 certified instructors to teach the various courses.

Additional activities in the achievement of our goals include:

- All driver licensing and third party examiners were trained on the American Association of Motor Vehicle Administrators (AAMVA) 2005 CDL (July 2010 version) skills tests via online and hands on training during an April statewide meeting. Immediately after training in April 2014, the new version of the CDL skills tests were implemented. The training for driver licensing staff also included: legislative updates, open enrollment, computer refresher training, internal/external security issues, school bus refresher training, fraudulent document recognition training, team building and customer service training.
- Audited 40 CDL Third Party Testers (companies). Auditors also observed 89 skills tests being administered by third party examiners (85 overtly and 4 covertly). DMV certified individuals who work for these companies are authorized to administer skills testing for applicants who desire a commercial driver license. The Federal Motor Carrier Safety Administration requires the DMV to audit these companies annually. The audit consists of a review of paperwork and sample retesting of drivers who were previously passed by the Third Party Tester.
- Audited 24 Driver Training Schools. Driver Training Schools teach adults how to drive a motor vehicle. During each audit, the facilities of the school are inspected to make sure all requirements are met as outlined in the rules and regulations.
- Audited 79 DMV approved Driver Safety Courses; three schools were added and six schools dropped their certification. The Department currently has 142 DMV approved Driver Safety Courses. DMV rules and regulations require that instructors who work for these courses provide 20 hours of classroom training and 5 hours of behind the wheel training for individuals between the ages of 14-18. These instructors are also authorized to administer the DMV drive test upon completion of the course. The audit consists of a review of their paperwork and their DMV approved drive test route.
- The Nebraska Driver's Manual and written tests (English and Spanish versions) were updated with legislative changes.

- The interactive driver license practice test was updated with legislative changes. This interactive test can be found on the Department's website and assists individuals studying for the written driver license examination. The website is: www.dmv.ne.gov
- State statute allows physicians, law enforcement officers or individuals who are concerned about another individual's capability to operate a motor vehicle safely to request a re-examination of the individual. If the Department determines after review of documentation that the re-examination is warranted, the individual is required to appear before driver license staff on a specified date, time, and location. During the re-examination, the applicant must present a medical and vision statement that meets the Department's minimum standards, and pass the written and drive tests. If the applicant does not attend the appointment, is unable to meet the medical and vision minimum standards, or fails to pass the written or drive tests, his or her license is cancelled. In 2014, 812 applicants were re-examined. Of those applicants, 18% retained their license, and 82% had their license cancelled.
- On February 6, 2014, the Nebraska DMV compared residential addresses on the driver licensing database against the U.S. Postal Service Change of Address Database. The comparison was comprised of one year's worth of data from the U.S. Postal Service. The analysis revealed 67,703 applicants were identified as having changed their addresses through the U.S. Postal Service, but not at the DMV. Postcards were sent to these individuals informing them state law requires individuals to change their address on licensing documents within 60 days of moving. Thirty-six percent (24,340) of the individuals complied with the postcard request and changed their addresses. This comparison is done annually.



Driver Licensing Services Statistics

Note: Numbers represent applicants processed, not documents issued

Total Applicants Processed in 2014.....	601,939
Commercial Driver License (Class A, B & C)	
Class A New	18,369
Class A Renewal.....	12,265
Class B New	7,287
Class B Renewal.....	2,817
Class C New	688
Class C Renewal	254
Restricted Commercial Driver License (Class B & C)	
New	298
Renewal.....	47
Learner's Permit Commercial (LPC)	7,844
Seasonal Permits.....	457
Operator's License (Class O)	
New	97,339
Renewal.....	140,866
Motorcycle License (Class M)	
New	20
Renewal.....	3
Motorcycle Endorsement	34,758
Provisional Operator's Permits (POP).....	23,699
State Identification Cards.....	47,197
Learner's Permits	
Class O.....	54,863
Class M.....	2,540
School Permits.....	5,158
LPE (School Learner's Permit).....	6,531
School Bus Permits	8,777
Farm Husbandry Permits (Tractor)	39
Miscellaneous	
Reinstatements/cancellations	14,784
Recalls	604
Restriction/Endorsement/Change or Remove	11,601
Duplicate/Replacement Commercial Driver License.....	5,620
Out of State/Early Renewals	1,514
Corrections	397
Non-CDL Replacements	54,752
Non-CDL Duplicates	35,125
Ignition Interlock Permits (New and Duplicates)	4,514
CDL Recalls.....	912

Note: An additional 81,510 applicants were issued licenses and State ID Cards online.

2014 Driver Licensing Services Document Types

Document Type/Class	Min. Age	Renewal Times	Renewal Information	Involved Issuance	Duplicate Issuance	Full Cost
Operator's License, Class O	17	Age 21, then every 5 yrs.	Must have held POP for 1yr, <3 pts on record	State/County	State/County	\$26.50 for 5 yr. license
Motorcycle License	17	Age 21, then every 5 yrs.	Must have held POP for 1yr, <3 pts. on record	State/County	State/County	\$26.50 for 5 yr. license
School Permit (SCP)	14	2 yrs.	Must have held LPE or LPD for 2 months Max age 16 and 3 months	State/County	State/County	\$10.50
Provisional Operator's Permit (POP)	16	None	Must have held LPE, SCP or LPD for 6 months < 3 pts on record Expires on 18 th birthday	State/County	State/County	\$17.50
Learner's Permit (LPD)	15	1 yr.		State/County	State/County	\$10.50
Learner's Permit (LPE)	14	3 mo.	Max age 16	State/County	State/County	\$10.50
Farm Husbandry Permit (Special)	13	3 yrs.	Max age 16	State	State	\$7.50
Farm Husbandry Permit (Temporary)	13	6 mos.	Max age 16	State	State	\$7.50
School Bus Permit	18	1 yr.	On birthday	State/County	State/County	\$7.50
Commercial Driver's License (CDL) Class B & C	18	21 st birthday, then every 5 years	Intrastate only, and must be eligible for operator's license.	State/County	State/County	\$57.50
Commercial Driver's License (CDL) Class A	18	21 st birthday, then every 5 years	Intrastate only	State/County	State/County	\$57.50
Commercial Driver's License (CDL) Class A,B,C	21	5 yrs.	Interstate	State/County	State/County	\$57.50
Restricted CDL (RCDL)	18	21 st birthday, then every 5 years	Must have possessed operator's license for at least 1 year prior to issuance.	State/County	State/County	\$57.50
Commercial Driver's License Permit (CDL)	18	6 mos.	Must be eligible for operator's license. 2 in 2 yrs.	State/County	State/County	\$12.50
Seasonal Permit	18	21 st birthday, then every 5 years	Must have possessed operator's license for at least 1 year prior to issuance.	State/County	State/County	\$12.50
State Identification Card	0	21 st birthday, then every 5 yrs		State/County	State/County	\$26.50

The above are also available in "duplicate" format if lost.

NEBRASKA LICENSED DRIVERS BY TYPE OF LICENSE/PERMIT - 2014

Age	Operator's License - Class O	Operator's License - Class O/ Motorcycle Class M	Motor-cycle License/ Class M	Commercial Driver's License						Learner's Permit		School Learner's Permit / SCP	Provisional Operator's Permit / POP	Total Licensed Drivers	
				CDL A	CDL B	CDL C	CDL A & Class M	CDL B & Class M	CDL C & Class M	for School LPE	for POP, Class O & Class M & LPD				
14	0	0	0	0	0	0	0	0	0	0	636	0	1,204	0	1,840
15	0	0	0	0	0	0	0	0	0	0	53	10,044	3,374	0	13,471
16	0	0	0	0	0	0	0	0	0	0	0	6,679	0	13,863	20,542
17	1,162	29	0	0	0	0	0	0	0	0	0	2,959	0	17,616	21,766
18	18,178	208	0	36	8	0	4	1	0	0	0	1,636	0	0	20,071
19	20,830	345	0	88	39	0	15	3	0	0	0	1,035	0	0	22,355
20	21,838	532	1	198	50	2	31	3	0	0	0	760	0	0	23,415
21	20,477	592	2	286	64	1	48	5	1	0	0	637	0	0	22,113
22	22,065	720	2	364	95	4	71	16	0	0	0	496	0	0	23,833
23	23,667	938	0	442	140	10	97	17	2	0	0	442	0	0	25,755
24	25,258	1,057	1	594	140	12	118	27	2	0	0	404	0	0	27,613
25 to 29	117,283	6,097	0	3,769	1,028	105	972	191	11	0	0	1,594	0	0	131,050
30 to 34	112,854	6,639	2	4,814	1,224	131	1,275	248	16	0	0	1,019	0	0	128,222
35 to 39	96,778	6,333	0	5,139	1,318	156	1,472	308	14	0	0	586	0	0	112,104
40 to 44	90,030	7,173	0	5,365	1,497	128	1,703	387	21	0	0	461	0	0	106,765
45 to 49	88,403	8,003	3	5,516	1,656	156	2,044	409	24	0	0	336	0	0	106,550
50 to 54	101,104	10,296	2	6,861	1,977	227	2,732	583	46	0	0	275	0	0	124,103
55 to 59	100,069	9,984	2	6,629	1,993	244	2,777	550	46	0	0	203	0	0	122,497
60 to 64	91,939	7,652	1	5,514	1,640	204	1,884	413	27	0	0	122	0	0	109,396
65 to 69	74,806	4,947	1	3,670	1,016	127	1,044	240	33	0	0	63	0	0	85,947
70 to 74	54,144	2,581	0	2,193	589	85	504	86	12	0	0	29	0	0	60,223
75 to 79	40,745	1,320	0	1,089	328	34	203	37	4	0	0	20	0	0	43,780
80 to 84	32,536	665	0	461	89	13	60	7	1	0	0	18	0	0	33,850
85 to 89	20,917	272	0	102	26	3	7	0	1	0	0	22	0	0	21,350
90 to 94	8,790	71	0	19	2	0	0	0	0	0	0	0	0	0	8,882
95 to 99	1,223	7	0	0	0	0	0	0	0	0	0	0	0	0	1,230
100 & Over	93	1	0	0	0	0	0	0	0	0	0	0	0	0	94
Total	1,185,189	76,462	17	53,149	14,919	1,642	17,061	3,531	261	689	29,840	4,578	31,479	1,418,817	

2014 NEBRASKA LICENSED DRIVERS BY COUNTY

Including Licensed Drivers with Permits

County	Licensed Drivers	Licensed Drivers w Permits*	Total Licensed Drivers	County	Licensed Drivers	Licensed Drivers w Permits*	Total Licensed Drivers
Adams	22,861	1,158	24,019	Jefferson	5,862	238	6,100
Antelope	5,173	268	5,441	Johnson	3,258	156	3,414
Arthur	342	25	367	Kearney	5,003	251	5,254
Banner	533	25	558	Keith	6,697	274	6,971
Blaine	400	26	426	Keya Paha	661	27	688
Boone	4,330	201	4,531	Kimball	2,949	117	3,066
Box Butte	8,790	379	9,169	Knox	6,465	328	6,793
Boyd	1,594	73	1,667	Lancaster	209,314	10,153	219,467
Brown	2,501	110	2,611	Lincoln	27,552	1,339	28,891
Buffalo	33,923	1,676	35,599	Logan	610	30	640
Burt	5,458	245	5,703	Loup	525	23	548
Butler	6,435	357	6,792	Madison	25,508	1,235	26,743
Cass	19,618	1,002	20,620	McPherson	367	22	389
Cedar	6,722	357	7,079	Merrick	5,932	318	6,250
Chase	3,028	130	3,158	Morrill	3,717	182	3,899
Cherry	4,522	194	4,716	Nance	2,785	130	2,915
Cheyenne	8,184	384	8,568	Nemaha	5,221	218	5,439
Clay	4,812	237	5,049	Nuckolls	3,588	175	3,763
Colfax	6,676	386	7,062	Otoe	11,749	565	12,314
Cuming	6,877	377	7,254	Pawnee	2,138	103	2,241
Custer	8,677	414	9,091	Perkins	2,331	107	2,438
Dakota	14,291	893	15,184	Phelps	7,213	377	7,590
Dawes	6,107	279	6,386	Pierce	5,772	319	6,091
Dawson	17,304	1,070	18,374	Platte	24,699	1,340	26,039
Deuel	1,579	59	1,638	Polk	4,127	242	4,369
Dixon	4,357	241	4,598	Red Willow	8,401	401	8,802
Dodge	26,752	1,184	27,936	Richardson	6,488	290	6,778
Douglas	375,634	17,621	393,255	Rock	1,188	44	1,232
Dundy	1,515	65	1,580	Saline	9,167	507	9,674
Fillmore	4,577	212	4,789	Sarpy	121,813	6,447	128,260
Franklin	2,498	113	2,611	Saunders	15,948	882	16,830
Frontier	2,029	118	2,147	Scotts Bluff	28,049	1,194	29,243
Furnas	3,801	195	3,996	Seward	12,225	669	12,894
Gage	16,625	855	17,480	Sheridan	4,061	170	4,231
Garden	1,654	52	1,706	Sherman	2,312	108	2,420
Garfield	1,479	81	1,560	Sioux	1,009	44	1,053
Gosper	1,573	60	1,633	Stanton	4,516	236	4,752
Grant	520	19	539	Thayer	4,178	209	4,387
Greeley	1,829	121	1,950	Thomas	539	22	561
Hall	42,590	2,371	44,961	Thurston	4,032	133	4,165
Hamilton	7,444	436	7,880	Valley	3,358	197	3,555
Harlan	2,762	124	2,886	Washington	15,516	843	16,359
Hayes	768	33	801	Wayne	5,913	278	6,191
Hitchcock	2,318	112	2,430	Webster	2,818	135	2,953
Holt	8,195	382	8,577	Wheeler	672	34	706
Hooker	598	40	638	York	10,695	467	11,162
Howard	5,035	247	5,282	Total	1,352,231	66,586	1,418,817

*Includes all permits (LPE,LPD,SCH,POP)

**Nebraska School Permit Drivers by County
2014**

County	Permits	County	Permits
Adams	87	Jefferson	49
Antelope	44	Johnson	31
Arthur	3	Kearney	21
Banner	3	Keith	26
Blaine	5	Keya Paha	7
Boone	36	Kimball	6
Box Butte	22	Knox	54
Boyd	16	Lancaster	268
Brown	9	Lincoln	124
Buffalo	107	Logan	7
Burt	24	Loup	5
Butler	70	Madison	85
Cass	102	McPherson	1
Cedar	70	Merrick	64
Chase	24	Morrill	22
Cherry	30	Nance	23
Cheyenne	32	Nemaha	34
Clay	44	Nuckolls	48
Colfax	26	Otoe	64
Cuming	54	Pawnee	18
Custer	69	Perkins	23
Dakota	56	Phelps	38
Dawes	17	Pierce	56
Dawson	83	Platte	116
Deuel	9	Polk	72
Dixon	39	Red Willow	45
Dodge	75	Richardson	40
Douglas	345	Rock	10
Dundy	10	Saline	38
Fillmore	44	Sarpy	319
Franklin	21	Saunders	155
Frontier	18	Scotts Bluff	77
Furnas	34	Seward	86
Gage	98	Sheridan	39
Garden	10	Sherman	27
Garfield	15	Sioux	9
Gosper	17	Stanton	34
Grant	2	Thayer	39
Greeley	30	Thomas	4
Hall	83	Thurston	26
Hamilton	73	Valley	34
Harlan	33	Washington	98
Hayes	9	Wayne	36
Hitchcock	25	Webster	14
Holt	48	Wheeler	8
Hooker	5	York	59
Howard	43	Total	4,578

Driver and Vehicle Records

The Driver and Vehicle Records Division (DVR) is responsible for:

- Updating and maintaining the Nebraska Traffic Safety Database.
- Maintaining the Nebraska Vehicle Title and Registration (VTR) Database.
- Updating and maintaining the Nebraska Motor Vehicle Insurance Database.
- Managing the Electronic Lien and Title Program (ELT).
- Updating and maintaining the provider and participating lender list for use in the ELT program.
- Approval and issuance of specialty license plates.
- Printing and mailing registration renewal notices.
- Providing prompt, reliable and accurate vehicle and driver information.
- Ensuring that all standards are met in the driver license, title and registration, and handicapped parking permit issuance processes.
- Developing and supplying all related forms, plates, permits and applications.
- Investigating and making arrests of violations for alleged fraudulent practices relating to identity theft and motor vehicle fraud.
- Reviewing potential driver license matches as part of the driver license facial recognition process to determine if additional investigation is needed prior to issuance of a driver license document.

Major activities in 2014:

- Publication and distribution of the County Official's Registration Manual was completed in June. Hard copies were provided to all county treasurers while an electronic version was placed on the DMV website for use by county treasurers and the public. Updates for County Official's Titling Manual published and distributed to all county treasurers.
- LB 383, effective July 18, 2014, removed the fee charged for initial and renewal of ex-POW and Purple Heart license plate issuance. System updates completed.
- LB 446, effective July 18, 2014, modified the definition of salvage that is used for the issuance of certificates of title. The definition now includes a vehicle that has been flood damaged. System updates completed.
- LB 701, effective July 18, 2014, provided a new process for insurance companies to obtain salvaged branded certificates of title when the previous owner's title is not available. An Affidavit of Ownership of a salvaged vehicle was created and is available for use.
- LB 758, effective July 18, 2014, allows a person who is towing a trailer to carry either the original or a copy of the trailer registration on the trailer or in the motor vehicle that is towing such trailer.
- LB 814, effective October 1, 2014, modified the definition of All Terrain Vehicles (ATVs) and Utility Type Vehicles (UTVs). The new definition prohibits the registration of a modified or retrofitted ATV or UTV in a category of vehicle other than an ATV or UTV. In addition, LB 814 transferred the duties for the collection of sales tax for ATVs and UTVs to the county treasurers. The VTR system was updated to provide for the collection and distribution of the sales tax, and printing of the Form 6 ATV.

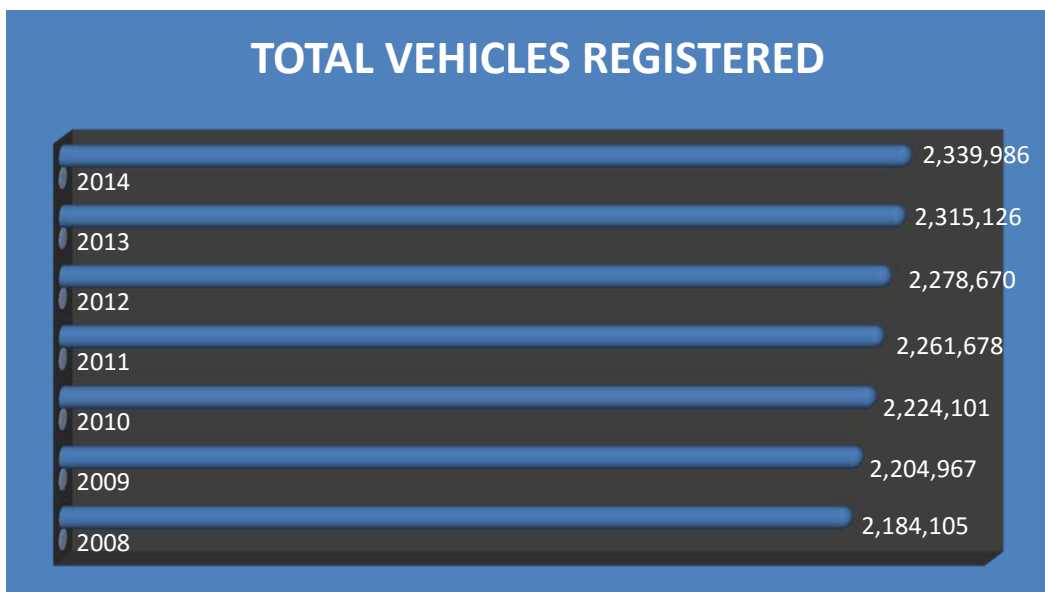
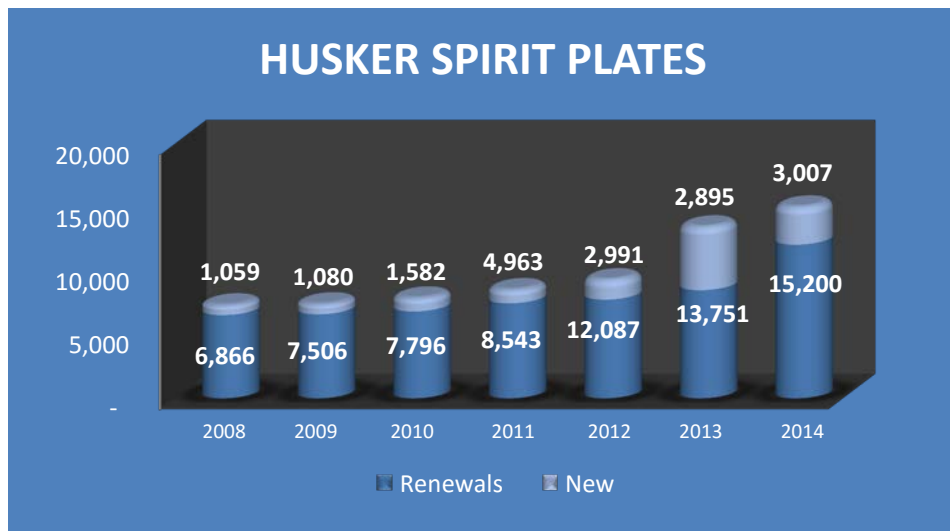
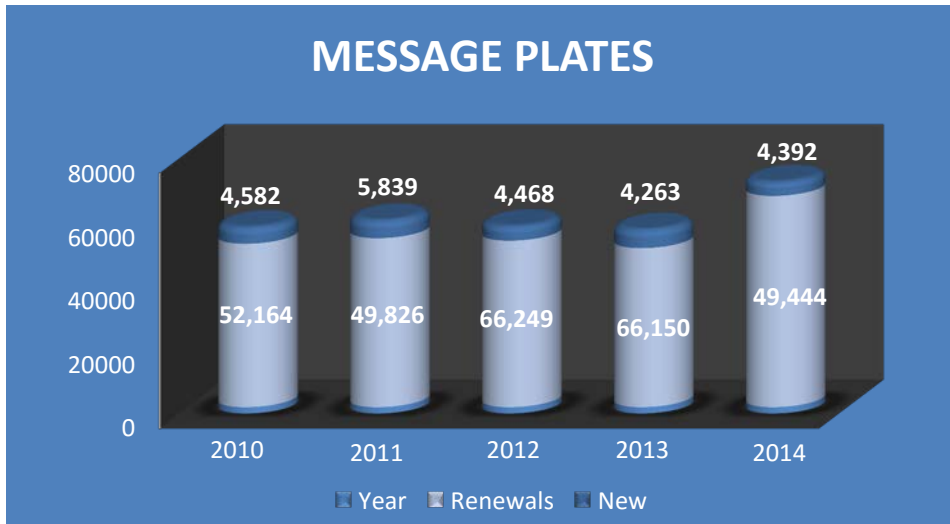
- LB 816, effective July 18, 2014, provided for the acceptance of proof of insurance via an electronic image on an electronic device for registration purposes.
- LB 851, effective July 18, 2014, modified the storage/repair lien process to provide for the extinguishment of a lien if proper notice was mailed to the lienholder of record. Additionally, effective October 1, 2014, LB 851 provided the DMV with the authority to determine if a business entity that is organized under the laws of another state or country owns or holds title to a recreational vehicle is a shell company used to avoid proper registration. Once this determination is made, the DMV is authorized to notify the owner that he/she is required to register such vehicle in Nebraska and is liable for all motor vehicles taxes, fees, registration fees, and applicable sales tax. If the owner fails to do so within 30 days a penalty of 50% of the unpaid fees and taxes shall be collected at the time of registration.
- LB 1044, effective July 18, 2014, modified the law enforcement abandoned vehicle statutes to include mobile homes.
- The online registration service was modified to provide for an electronic submission (upload) of proof of insurance for those users whose insurance information is not contained in the electronic insurance database.
- The Nebraska Cattlemen Foundation's organizational license plate was approved and offered to the public for sale.
- Printing of the Application for Refund and Affidavit for Storage and Non-Use was incorporated into the VTR system for use by the county treasurers.
- In May 2014, the proceeds collected from the initial issuance and renewal of spirit license plates being distributed to the Spirit Plate Proceeds Fund reached the \$5 million cap imposed by statute. Modifications were made to direct the funds to the new recipient, the Highway Trust Fund.
- The online Handicap Parking Permit system was recognized as a runner-up to the Pioneer Institute's 23rd Annual Better Government Award. A monetary award in the amount of \$1,000 accompanied the recognition.
- Provided training resources to the Nebraska Law Enforcement Training Center for basic students, firearms instruction and the State Patrol Recruit Camp. In addition, training was provided for Lincoln Police Department basic recruits and Crime Technician Continuing Education.
- Members of the DVR Fraud Unit received the following training: D.E.A. Social Media Exploitation, Firearm Certification Training, Association of Threat Assessment Professionals, Nebraska Criminal Justice Information System (NCJIS) Administrator Training, VIN /Title Inspection Training, North Central Regional Chapter of the International Association of Auto Theft Investigations (IAATI), Midwest Association of Technical Accident Investigators Annual Training, NW3C Cyber Investigations, NW3C Cell Phone Forensics.

Additional activities in the achievement of our goals include:








- Manage online services related to the Division's activities.
- Approve and maintain a list of self-insured companies in Nebraska.

- Approve providers and participating lenders for the ELT program.
- Compile, maintain and provide a list of lenders for the use in the lien notation process at the county level.
- Process license plate and validation decal orders for all 93 counties
- Complete requests for vehicle and driver records.
- Issue handicapped parking permits.
- Design, order, and distribute forms used by county officials in the issuance of driver licenses, titles, and registrations.
- Provide vehicle information concerning safety recall campaigns.
- Issuance of message, spirit, organizational, Gold Star Family, special interest, sample, amateur radio, ex-prisoner of war, Purple Heart, handicapped, Disabled American Veteran, Pearl Harbor Survivor, transporter, repossession, boat dealer trailer, antique, and film vehicle license plates.
- Provide help desk assistance to county treasurers for the issuance of driver licenses, titles, and registrations.
- Provide assistance to the general public and law enforcement for driver license, title, registration, and handicapped parking permit related areas.
- Manage the transfer of information from and to other state DMV's.
- Provide clearance and military exemption information.
- Create and provide training to staff, agents, and other requesters for identity theft and motor vehicle related document authentication.
- Perform threat assessments resulting from threats of violence or actual violence, directed towards DMV employees.
- Perform facial recognition system queries for outside law enforcement agencies to aid in their criminal investigations.

The advertisement features a dark blue header with the 'clickdmv' logo on the left and the text 'Your Nebraska DMV Online' on the right. Below the header, the website address 'www.clickdmv.ne.gov' is displayed. A search bar and payment logos for Visa, Mastercard, and echeck are also visible. The main body of the ad has a background image of a road stretching into the distance under a blue sky. The text 'SAVE TIME... GO ONLINE!' is prominently displayed. Below this, a list of services is provided with red bullet points: 'Order a Specialty License Plate', 'Renew your License Plate/Vehicle or Boat Registration', 'Renew or Replace your Driver License or State ID Card', 'Check the Status of a Driver License', 'Pay your Traffic Ticket Fines', and 'And More...'. In the bottom left corner, there is a QR code and the website address 'clickdmv.ne.gov'. In the bottom right corner, there is an image of a laptop, tablet, and smartphone displaying the website, with the text 'NEBRASKA.GOV' below it.



DRIVER AND VEHICLE RECORDS STATISTICS - 2014

Driver Licenses Issued - in-house & online		281,028
Driver Permits Issued - in-house & online		88,224
State Identification Cards Issued - in-house & online		29,494
Replacement Licenses/Permits Issued - in-house & online		100,070
TOTAL Driver License/Permits/ID Cards Issued		498,816
Driving Records Processed in-house		7,343
Driving Records Processed online		955,113
TOTAL Driving Records Processed		962,456
Surrendered Licenses Processed		23,345
Clearance and Military Letters Processed		426
Monies received from the sale of vehicle record information – in-house		\$ 126,159.88
Monies received from the sale of vehicle record information – online		\$ 296,982.00
Monies received from driver record monitoring service		\$ 408,697.38
Monies received from driver header records		\$ 19,158.53
Message Plates Processed 	New	4,392
	Applications processed in-house	584
	Applications processed online	3,808
	Renewal	49,444
Cornhusker Spirit Plates Processed 	New	3,007
	Applications processed in-house	269
	Applications processed online	2,738
	Renewal	15,200
Gold Star Family Plates Processed 	New	27
	Renewal	148
Organizational Plates Processed   	New	1,476
	Applications processed in-house	753
	Applications processed online	723
	Renewal	2,036
Special Interest Plates Processed 	New	420
	Applications processed in-house	96
	Applications processed online	324
	Renewal	343
License Plates Issued	Sample License Plates	33
	Amateur Radio	49
	Ex-Prisoner of War	0
	Purple Heart	64
	Handicapped	693
	Handicapped Renewal	6,948
	Disabled American Veteran	242
Plates/ Registrations Issued	Repossession	60
	Transporter	1,182
	Boat Dealer Trailer	93
	Film Vehicle	0
Motor Vehicle Registrations	Number of Registration Renewals Processed Online	255,787
	Proof of Insurance Uploaded by Registrant	1,480
	Number of Motor Vehicle Registration Renewal Notices Mailed – 2014	2,111,370
Titles Issued	Bonded	271
	State	1,384
	Duplicate	51,064
	Corrected	6,700
	Statewide	683,412
	Titles Surrendered to Other States	11,550
Titles Marked Junked	17,893	

Liens	Liens Noted ¹	170,299
	Liens Noted – Participating Lenders ²	64,210
	Number of Participating Lenders as of 12/31/2014	1,040
	Total Number of Liens Noted (Total of 1 and 2)	234,509
Misc. Issued	Vehicle Identification Number Plates Issued	258
	Hull Identification Number Plates Issued	69
	Handicap Permits Issued Total:	
	Online	20,933
	In-house	20,170
Antique Plates/Registrations Issued	Motorcycle	61
	Motorcycle Vintage	18
	Regular	634
	Vintage	640
	TOTAL Antique Plates	1,353

DRIVER AND VEHICLE RECORDS – FRAUD UNIT STATISTICS – 2014

Facial Recognition Potential Matches Reviewed	146,944
Facial Recognition Queries Processed	323
Threat Assessment Cases Initialed	11
Criminal Cases Initiated	566
Arrests	88

NEBRASKA 2014 VEHICLE REGISTRATION

TOTAL VEHICLES REGISTERED IN 2014		2,339,986	
PASSENGER		TRAILER	
Regular	1,101,659	Utility	173,734
Amateur Radio	1,195	Farm	77,038
Low Speed Vehicle	20	Fertilizer	22,201
Message	36,792	Commercial	33,084
Spirit	2,466	Pole & Reel	329
Spirit Message	10,274	Non-Resident	221
Gold Star	50	Semi	6,641
Gold Star Message	86	Message Utility	34
Organizational	2,162	Spirit Message Utility	14
Message Low Speed Vehicle	1	Organizational Utility	3
Spirit Message Low Speed Vehicle	1	Organizational Commercial	1
Non-Resident	5,935	Organizational Farm	12
Handicapped	7,331	Message Farm	5
Antique	12,832	Spirit Message Farm	1
Vintage	4,495	Message Commercial	13
Special Interest Numeric	49	Spirit Commercial	1
Special Interest Message	592	Spirit Message Commercial	10
Ex-Prisoner of War (ex-pow)	30	Message Semi	4
Pearl Harbor Survivor	4	Message Fertilizer	1
Disabled American Veteran	1,474	Apportioned Trailer Units	75,041
Purple Heart	873	TOTAL	388,388
Thirty Day	47	DEALER	
TOTAL	1,188,368	Passenger	11,159
MOBILE HOME		Personal Use	344
Recreational	35,919	Motorcycle	367
Self-Propelled	7,233	Trailer	593
Message Recreational	91	Snowmobile	4
Message Self-Propelled	169	Boat Dealer Trailer	87
Spirit Self-Propelled	8	Repossession	65
Spirit Message Recreational	12	Transporter	1,800
Spirit Message Self-Propelled	41	TOTAL	14,419
Organizational Recreational	1	GOVERNMENT	
Organizational Self-Propelled	5	Municipal	15,533
TOTAL	43,479	County	11,728
TRUCK		State	10,325
Commercial	360,791	School District	8,726
Farm	161,295	Municipal Motorcycle	9
Non-Resident Commercial	1,101	County Motorcycle	3
Local	485	State Motorcycle	12
Minitruck	175	TOTAL	46,336
Message Commercial	10,338	MOTORCYCLE	
Spirit Commercial	651	Regular	51,667
Spirit Message Commercial	3,098	Non-Resident	471
Gold Star Commercial	19	Message	2,465
Gold Star Message Commercial	19	Spirit	8
Organizational Commercial	462	Spirit Message	191
Message Farm	1,912	Gold Star	8
Spirit Farm	65	Gold Star Message	11
Spirit Message Farm	446	Organizational	8
Message Minitruck	1	Antique	496
Gold Star Farm	1	Handicapped	64
Gold Star Message Farm	1	Vintage	86
Organizational Farm	473	TOTAL	55,475
Special Mobile Equipment (SME)	1,141	BUS	
Soil & Water	433	Non-Commercial	2,123
Farm Semi - Tractor/Trailer	14,076	School	1,128
10% Reduction	229	Commercial	533
Apportioned Power Units	37,633	Non-Resident	2
TOTAL	594,845	Local	72
TAX EXEMPT		TOTAL	3,858
TOTAL	3,930	SNOWMOBILE	
		TOTAL	888

2014 DMV Annual Report

COUNTY	NO.	PLATE TYPE																									
		Pass-enger	LSV	Handi-cap	Am. Radio	Mobile Home	Tax Exmpt	Mess-age	Spirit	Org	Spec Int	PH Sur	Ex-POW	D/V	Ppl Hrt	Gold Star	Antiq./Vntage	Motor-cycle	Snw-mobl	Comm	Apport-ioned	Farm	Farm Semi	Mni Trk	Local	Soil-Wtr	SME
ADAMS	14	18,023	1	144	23	897	239	1,120	401	21	9	0	0	27	22	34	1,032	1	7,778	0	2,219	306	4	14	5	5	
ANTELOPE	26	4,181	0	20	9	356	8	202	69	6	3	0	0	8	5	0	340	5	2,035	0	2,734	322	9	0	7	25	
ARTHUR	91	226	0	3	1	26	0	25	1	0	0	0	0	0	0	0	4	2	58	0	343	4	0	0	0	8	
BANNER	85	413	0	2	0	42	0	16	5	5	0	0	0	0	2	1	25	0	74	0	641	38	0	0	0	3	
BLAINE	86	268	0	1	0	29	0	17	8	1	0	0	0	0	0	0	12	1	49	0	418	1	0	0	0	5	
BOONE	23	3,539	0	11	7	245	5	176	80	17	1	0	0	3	2	0	18	224	9	1,480	0	2,205	332	0	0	4	9
BOX BUTTE	65	6,813	0	42	4	559	19	278	140	14	2	0	0	7	1	4	47	652	11	3,809	0	2,034	108	0	7	0	7
BOYD	63	1,340	0	8	2	108	2	37	10	0	0	0	0	1	0	0	9	117	0	455	0	957	18	1	1	0	0
BROWN	75	1,733	2	17	1	139	3	83	28	2	0	0	0	1	3	0	2	88	5	851	0	1,301	41	2	0	7	18
BUFFALO	9	27,455	0	198	29	1,296	162	1,299	450	42	11	0	0	37	30	8	58	1,514	3	11,678	0	3,424	409	5	7	0	66
BURT	31	4,050	0	27	9	242	3	310	72	10	8	0	1	12	2	0	17	346	8	1,951	0	1,568	238	1	4	5	0
BUTLER	25	5,531	0	27	4	338	6	294	71	15	3	0	1	3	8	1	28	289	4	2,342	0	2,557	266	7	1	12	2
CASS	20	15,818	2	121	25	1,139	44	1,086	273	29	10	0	0	41	15	3	29	1,112	24	7,059	0	2,018	139	0	2	14	4
CEDAR	13	5,243	0	28	2	360	7	124	49	16	3	0	0	2	8	0	13	268	36	2,085	0	2,742	245	3	0	3	17
CHASE	72	2,195	0	19	1	212	5	170	53	5	0	0	1	2	1	0	2	150	1	1,365	0	1,697	233	3	6	3	13
CHERRY	66	3,173	0	20	1	260	12	152	46	17	0	0	0	9	3	1	9	176	14	1,323	0	2,478	52	1	0	0	14
CHEYENNE	39	6,394	0	41	7	496	27	208	78	5	2	0	0	4	9	2	29	422	1	3,028	0	1,774	148	1	2	0	8
CLAY	30	3,810	0	29	2	336	4	246	66	15	2	0	0	6	1	0	25	259	0	2,216	0	2,008	327	3	1	4	15
COLFAX	43	6,496	0	21	8	341	19	277	104	22	1	0	0	1	0	0	18	262	17	2,396	0	1,798	213	4	9	0	14
CUMING	24	5,751	0	22	2	314	22	244	52	42	2	0	0	7	8	0	15	246	14	2,297	0	2,539	73	1	11	1	0
CUSTER	4	6,662	0	30	11	590	27	345	82	23	1	0	1	17	7	2	22	443	8	2,595	0	4,586	528	2	2	22	47
DAKOTA	70	12,710	0	114	9	379	1	270	133	3	0	0	1	3	11	1	0	504	46	4,321	0	673	87	3	1	0	4
DAWES	69	4,486	0	45	17	342	39	158	24	3	1	1	1	10	8	1	6	347	20	1,965	0	1,450	20	0	5	4	41
DAWSON	18	14,236	0	73	7	746	47	562	216	45	0	0	2	9	15	0	34	640	1	6,414	0	3,185	46	1	3	2	37
DEUEL	78	1,313	0	8	0	113	9	48	15	4	0	0	0	3	1	0	0	82	0	696	0	709	39	0	0	5	1
DIXON	35	3,753	0	26	3	229	6	167	41	1	0	0	0	1	2	0	8	197	15	1,390	0	1,334	132	2	0	0	13
DODGE	5	21,917	0	144	44	1,009	45	1,176	311	41	11	0	0	32	19	2	68	1,257	10	8,455	0	1,862	178	5	10	0	8
DOUGLAS	1	316,588	1	1,922	217	4,620	1,294	13,213	4,164	1,435	209	1	6	171	180	33	416	10,131	109	65,634	0	500	23	1	106	0	9
DUNDY	76	1,107	0	11	0	86	0	53	21	1	0	0	0	1	0	0	2	65	0	564	0	1,070	86	1	0	0	10
FILLMORE	34	3,558	0	35	2	270	4	210	53	11	2	0	0	22	5	1	28	227	6	1,871	0	2,064	367	5	13	4	65
FRANKLIN	50	1,913	0	29	0	158	4	84	49	11	0	0	0	7	1	0	12	98	0	833	0	1,708	192	0	0	4	0
FRONTIER	60	1,573	0	10	0	136	15	84	9	10	0	0	0	2	2	0	5	93	1	655	0	1,637	148	1	0	8	0
FURNAS	38	3,132	0	31	7	270	19	155	40	11	0	0	0	0	1	0	13	208	0	1,571	0	1,453	182	0	1	18	6
GAGE	3	13,194	0	78	11	790	69	612	238	15	2	0	0	28	11	0	88	599	39	6,023	0	3,207	249	4	7	16	16
GARDEN	77	1,247	0	16	2	104	6	58	5	5	0	0	0	2	1	0	6	65	4	558	0	935	22	0	1	0	4
GARFIELD	83	1,129	0	10	3	110	0	65	6	6	0	0	0	1	1	0	0	58	0	473	0	690	34	0	2	0	10
GOSPER	73	1,263	0	6	0	80	1	114	30	4	0	0	1	2	3	0	4	69	1	611	0	806	62	2	0	9	12
GRANT	92	322	0	2	0	39	0	32	2	4	0	0	0	0	0	0	0	13	3	144	0	404	14	0	0	0	6
GREELEY	62	1,557	0	7	3	92	4	75	15	3	0	0	0	0	3	3	5	83	1	644	0	1,125	100	3	0	27	0
HALL	8	35,625	0	207	27	1,445	146	1,681	618	46	23	0	0	35	18	5	91	1,792	6	14,800	0	2,415	368	2	22	9	38
HAMILTON	28	5,779	0	36	6	381	13	344	125	6	6	0	1	8	9	3	31	407	1	2,836	0	2,113	366	2	5	4	25
HARLAN	51	2,198	0	18	1	147	5	98	28	11	1	0	0	3	0	0	2	168	2	958	0	1,424	179	2	0	5	0
HAYES	79	565	0	3	1	39	0	13	13	4	0	0	0	0	0	0	0	17	0	130	0	960	94	1	0	0	1
HITCHCOCK	67	1,820	0	13	1	146	1	53	15	13	1	0	0	0	2	0	0	126	0	1,027	0	1,096	40	2	0	0	11
HOLT	36	6,379	0	19	9	497	48	264	113	16	0	0	1	4	9	3	10	359	47	2,677	0	3,819	174	10	2	2	23
HOOVER	93	503	0	2	1	36	3	14	1	0	0	0	0	0	0	0	0	18	0	212	0	366	2	0	1	1	10
HOWARD	49	4,163	0	20	1	348	1	271	58	13	0	0	0	3	7	2	29	229	13	1,941	0	1,950	182	0	8	19	9
JEFFERSON	33	4,509	0	28	10	357	54	225	80	6	1	0	0	7	2	1	18	276	7	2,295	0	2,025	127	2	3	5	2
JOHNSON	57	2,798	0	19	1	152	2	114	31	1	0	0	0	5	1	1	20	139	0	1,191	0	1,112	47	0	0	7	4
KEARNEY	52	4,042	0	33	8	323	26	217	83	7	3	0	0	6	4	1	22	293	1	1,993	0	1,925	368	0	0	9	7
KEITH	68	5,622	0	63	11	542	8	267	88	11	1	0	0	6	5	5	5	298	0	2,788	0	1,560	16	1	1	1	6
KEYA PAHA	82	491	0	1	0	39	1	25	5	0	0	0	0	0	1	1	4	21	0	135	0	650	16	2	0	0	1
KIMBALL	71	2,191	0	21	2	197	0	94	21	7	0	0	0	2	9	2	1	125	0	1,067	0						

2014 DMV Annual Report

COUNTY	NO.	10% Red. Bus		NON-RESIDENT	TRAILER								DEALER				GOVERNMENT			2014 Total	
		Pass/30 Day	MC/Trlr	Comm.	Utility	Farm	Semi	Fert-lizer	Apportion-	Pole Reel	Pass-enger	Per-sonal	MC	Trlr	Trnp/Bt Trlr/Rep/Snow	State	County	Muni-cipal	School District		
ADAMS	14	0	101	-	1,081	3,126	1,097	360	638	-	5	239	1	8	21	-	-	189	346	202	39,742
ANTELOPE	26	0	0	1	264	1,515	1,205	137	303	-	-	25	4	2	3	-	-	128	147	109	14,207
ARTHUR	91	0	0	-	11	75	218	-	-	-	-	-	-	-	-	-	1	15	-	12	1,033
BANNER	85	0	0	-	15	75	404	3	-	-	-	-	-	-	-	-	-	31	-	18	1,813
BLAINE	86	2	0	-	14	21	326	-	-	-	-	3	1	-	-	-	-	37	1	28	1,243
BOONE	23	2	1	-	154	951	1,085	124	321	-	5	31	1	2	-	-	-	97	109	61	11,311
BOX BUTTE	65	4	3	2	413	1,823	990	36	248	-	2	34	2	-	1	-	-	102	168	54	18,440
BOYD	63	0	1	-	44	338	568	5	40	-	3	6	-	-	-	-	-	54	23	41	4,189
BROWN	75	0	4	-	169	601	714	41	157	-	7	37	1	-	3	-	-	99	70	15	6,245
BUFFALO	9	35	120	13	1,027	6,437	1,651	363	504	-	6	342	9	8	37	-	-	243	317	212	59,505
BURT	31	0	12	-	99	1,236	624	29	257	-	1	38	2	3	2	-	-	86	131	79	11,483
BUTLER	25	0	27	-	198	1,487	1,158	212	489	-	3	19	3	1	5	-	-	198	87	67	15,764
CASS	20	0	42	272	328	4,379	657	54	15	-	4	190	5	3	10	5	-	188	190	137	35,481
CEDAR	13	0	14	-	185	1,619	1,067	68	156	-	3	35	-	1	4	-	-	93	147	107	14,753
CHASE	72	3	0	-	173	894	901	47	373	-	3	59	-	1	5	-	-	83	111	73	8,860
CHERRY	66	0	19	-	153	1,036	1,705	27	1	-	1	32	3	2	4	-	-	259	72	38	11,113
CHEYENNE	39	5	12	2	163	1,979	534	26	77	-	5	63	4	5	7	-	-	120	174	110	15,972
CLAY	30	0	0	-	265	1,205	938	93	1,006	-	-	50	2	1	11	-	-	79	161	74	13,260
COLFAX	43	0	3	-	229	1,046	696	208	400	-	-	57	1	2	4	-	-	74	135	82	14,960
CUMING	24	0	5	1	344	1,465	1,084	52	255	-	4	43	-	-	4	-	-	47	107	69	15,141
CUSTER	4	11	1	-	430	1,777	2,435	114	279	-	16	52	2	2	6	-	-	240	182	122	21,722
DAKOTA	70	0	51	-	457	2,074	337	178	11	-	-	193	5	7	13	-	1	121	193	81	22,996
DAWES	69	0	15	-	146	1,136	804	19	1	-	2	151	5	11	7	-	-	135	134	39	11,600
DAWSON	18	0	14	2	892	3,599	1,608	30	359	-	-	166	2	1	9	-	-	174	294	160	33,631
DEUEL	78	1	3	-	47	449	341	12	271	-	-	1	-	-	-	-	-	43	58	27	4,299
DIXON	35	0	0	-	108	1,001	588	44	-	-	-	13	-	-	1	-	-	58	127	59	9,319
DODGE	5	1	57	8	612	4,235	724	86	353	-	-	459	10	20	28	-	-	95	487	153	43,932
DOUGLAS	1	1	1731	684	3,299	17,574	101	284	1	-	47	2,893	64	85	48	-	69	1,258	2,452	939	452,513
DUNDY	76	0	1	-	86	271	514	8	6	-	7	12	-	-	-	-	-	64	33	47	4,127
FILLMORE	34	0	10	1	249	1,114	888	108	638	-	-	20	2	-	2	-	-	68	120	59	12,102
FRANKLIN	50	0	1	1	77	640	674	11	270	-	4	3	1	-	-	-	1	70	85	31	6,972
FRONTIER	60	0	0	-	63	555	812	38	118	-	2	1	-	-	-	-	-	94	37	66	6,175
FURNAS	38	10	1	2	232	1,066	686	25	570	-	2	46	3	-	3	-	-	89	132	93	10,078
GAGE	3	0	51	12	587	3,020	1,104	130	322	-	5	139	7	2	19	-	-	151	278	199	31,322
GARDEN	77	1	4	-	39	514	540	20	91	-	-	5	1	-	2	-	-	100	9	18	4,385
GARFIELD	83	1	8	-	96	430	409	33	-	-	-	4	-	-	2	-	-	59	34	9	3,683
GOSPER	73	1	0	-	117	617	469	11	120	-	-	13	4	-	-	-	3	58	6	13	4,512
GRANT	92	0	0	-	20	200	243	9	-	-	2	1	1	-	2	-	-	43	6	15	1,527
GREELEY	62	8	2	-	94	411	616	63	115	-	1	5	-	-	-	-	1	75	68	54	5,263
HALL	8	1	173	15	1,420	5,949	1,035	389	952	-	26	623	16	25	29	-	-	250	461	256	71,039
HAMILTON	28	3	0	1	547	1,602	1,129	51	733	-	1	26	-	-	6	-	-	121	109	89	16,925
HARLAN	51	0	2	2	93	944	618	9	142	-	1	20	1	-	-	-	-	52	52	23	7,209
HAYES	79	0	0	-	20	197	384	8	22	-	1	-	-	-	-	-	1	49	3	23	2,549
HITCHCOCK	67	0	0	1	161	724	629	6	155	-	4	2	-	-	-	-	-	38	100	33	6,220
HOLT	36	72	16	2	370	2,248	2,519	135	226	-	4	98	6	-	20	-	-	176	185	62	20,624
HOOVER	93	0	4	-	59	166	218	3	-	-	3	-	-	-	-	-	-	37	21	21	1,702
HOWARD	49	0	2	-	125	1,469	862	73	337	-	2	46	-	-	8	-	-	114	69	60	12,434
JEFFERSON	33	0	24	4	243	1,172	977	13	719	-	5	38	5	1	3	-	-	156	100	90	13,590
JOHNSON	57	0	3	-	110	576	557	6	157	-	3	37	3	-	1	-	-	99	40	52	7,289
KEARNEY	52	1	2	-	151	1,346	760	64	811	-	-	30	2	-	3	-	-	83	91	84	12,799
KEITH	68	0	2	1	323	2,666	968	2	105	-	1	52	5	2	3	-	-	95	119	55	15,704
KEYA PAHA	82	0	6	-	15	259	390	-	-	-	-	-	-	-	-	-	-	45	2	5	2,115
KIMBALL	71	0	1	-	109	628	405	10	45	-	-	27	2	-	1	-	-	69	73	31	6,166
KNOX	12	0	23	-	223	1,689	1,314	54	88	-	1	45	10	1	1	-	-	101	191	80	14,839
LANCASTER	2	1	567	53	3,455	15,156	1,418	278	182	-	8	1,365	40	52	35	-	-	672	1,700	645	261,330
LINCOLN	15	0	37	8	739	6,714	2,381	58	224	-	1	167	14	14	16	-	-	293	371	234	51,834
LOGAN	87	0	1	-	44	144	378	11	47	-	1	2	-	-	-	-	-	24	7	20	2,011
LOUP	88	3	4	1	25	250	318	8	-	-	-	5	-	-	1	-	-	28	4	18	1,818
MADISON	7	0	39	-	791	4,560	932	189	131	-	14	279	9	18	31	-	-	202	337	391	44,266
MCPHERSON	90	0	0	-	23	82	288	-	-	-	-	-	-	-	-	-	-	20	-	6	1,204
MERRICK	46	0	10	1	341	1,383	809	118	310	-	4	41	1	3	1	-	-	60	127	57	13,463
MORRILL	64	1	1	-	234	746	892	64	246	-	6	13	-	-	1	-	-	104	91	56	9,209
NANCE	58	0	1	-	73	620	617	37	137	-	4	15	-	-	1	-	-	39	48	62	7,019
NEMAHA	44	0	1	1	78	1,090	429	6	87	-	-	30	-	-	3	-	-	104	104	66	10,060
NUCKOLLS	42	0	0	-	128	816	1,135	10	527	-	3	35	-	2	3	-	-	80	122	70	9,430
OTOE	11	0	11	-	455	1,990	1,083	-	136	-	6	69	1	3	5	-	-	116	178	80	22,010
PAWNEE	54	0	2	1	77	355	509	3	9	-	-	11	-	-	-	-	-	57	38	46	5,097
PERKINS	74	0	2	-	198	690	698	88	66												



Nebraska Department of Motor Vehicles

Our Vision

Our vision is to have quality, accessible, secure services available for all Nebraska DMV customers.

Our Mission

Exceptional employees deliver accurate, secure and innovative services.

An Equal Opportunity Employer