

2012

DMV ANNUAL REPORT



Dave Heineman, Governor
Rhonda K. Lahm, Director



Dave Heineman
Governor

STATE OF NEBRASKA

DEPARTMENT OF MOTOR VEHICLES
Rhonda K. Lahm
Director

April 2013

This last year has been an exciting and productive year for the Department of Motor Vehicles. We have continued to leverage the use of technology to better serve the citizens of Nebraska. This annual report contains information on specific accomplishments of the divisions within the department as well as statistical information concerning Nebraska's vehicles and drivers.

The report covers the period of January 1, 2012 through December 31, 2012, and is published solely in electronic format. A downloadable copy of the 2012 Annual Report, information related to the department, and all Department of Motor Vehicle forms are available at www.dmv.ne.gov. I urge you to take advantage of the growing list of on-line services offered by visiting www.clickDMV.ne.gov.

I would like to take this opportunity to thank Governor Heineman, the state legislators, county officials, our fellow state agencies, and members of our advisory boards and task forces for their support. The success of our department hinges on the continued support of these partners. In addition, as the year of 2012 came to a close, the department was preparing for the departure of Director Bev Neth. I would like to acknowledge the thirteen years of service provided to the Department of Motor Vehicles and the citizens of this state by Director Neth.

If you have any questions regarding the information provided in the 2012 Annual Report, or would like addition information regarding the Department of Motor Vehicles, please feel free to contact us at (402) 471-3900.

Sincerely,

A handwritten signature in blue ink that reads "Rhonda K. Lahm".

Rhonda K. Lahm
Director

Table of Contents

Mission/Vision Station	4
Executive Summary	5
Administration Division	7
Legal Division.....	7
Administrative License Revocation (ALR) Statistics	9
Information Systems Division	10
Motor Carrier Services Division	11
Motor Carrier Services Statistics	12
Financial Responsibility Division	13
Financial Responsibility Statistics.....	15
Driver Licensing Services.....	16
Driver Licensing Services Statistics.....	18
Driver Licensing Services Document Types	19
NE Licensed Drivers by Type of License/Permit.....	20
Licensed Drivers by County.....	21
Driver and Vehicle Records Division	23
Driver and Vehicle Records Statistics.....	27
Total Vehicles Registered.....	28



Nebraska Department of Motor Vehicles

VISION STATEMENT

The vision of the Nebraska Department of Motor Vehicles is to provide exceptional service delivered by knowledgeable people with integrity, enthusiasm, and respect.

We would like to create an agency that all Nebraskan's can be proud of. We are confident that by working together we can accomplish it. Utilizing this vision has provided guidance and clarity and it will continue to provide a path to bring safety, security, and service to the citizens of Nebraska in the future.

MISSION STATEMENT

The mission of the Department of Motor Vehicles is to promote road safety through education and regulation of drivers and motor vehicles, and to collect revenue that provides resources for state and local government operations.

The Nebraska Department of Motor Vehicles has a special and unique directive: to ensure the safety of Nebraska's citizens as they travel the state's roadways. To fulfill this mandate, DMV is charged with the responsibility for educating, regulating, and enforcing motor vehicle operator and vehicle requirements. DMV ensures that licensed Nebraska drivers meet the eligibility requirements of operating a motor vehicle and that those vehicles are properly titled and registered. A secondary purpose is to generate and collect revenues that support not only the services offered by DMV but also of other government service agencies.

NEBRASKA DEPARTMENT OF MOTOR VEHICLES **Executive Summary**

The Nebraska Department of Motor Vehicles is composed of seven divisions.

Administration, houses the office of the director and oversees the operations of the other six divisions, which includes 190 employees and an annual budget of \$20.8 million for FY12-13. Administration includes the deputy director, budget and human resources officers and support staff. The director serves as the chairperson of the Motor Vehicle Industry Licensing Board.

Driver and Vehicle Records (DVR): (Betty Johnson, Administrator)

DVR is responsible for the administration of the statewide Vehicle Titling and Registration System (VTR). VTR is used by all 93 counties for the titling and registration of Nebraska's over 2.2 million motor vehicles. VTR is also the system through which all motor vehicle taxes, motor vehicle fees, motor vehicle registration fees, sales tax, wheel tax and other assorted fees are collected. The division is responsible for the state's license plate program, including the budget, inventory control of the 62 types of license plates throughout all 93 counties, and the message and specialty plate programs. The division also administers over 109,000 handicapped parking permits. The division maintains the Motor Vehicle Insurance Database.

DVR is also responsible for the database that maintains the records of 1.4 million licensed drivers and state ID card holders and the Digital Driver License System used by the counties to issue documents. The DVR Help Desk provides technology and business support for county officials and the general public. DVR also houses a Fraud Unit that investigates identity theft, driver license fraud, and title and odometer fraud.

Driver Licensing Services (DLS): (Sara O'Rourke, Administrator)

Driver Licensing Services is responsible for ensuring that individuals meet Nebraska's licensing standards and requirements for issuance of driver permits, licenses and State ID Cards. The division utilizes several systems to effectively administer its programs: the Interactive Driver License System, the Digital Driver License System, Automated Testing System and the CDL 3rd Party Tester Database.

The division certified Driver Training Schools, Driver Safety Schools and Commercial Driver License (CDL) Third Party Testers and Examiners. Driver Training Schools and CDL Third Party Testers are audited annually. During 2012, 47 Driver Safety Schools were audited. There are 97 exam offices and 114 employees located throughout the State who assist individuals obtain nine different types of permits and six types of licenses and State ID cards. Thirteen of the 97 offices are open five days a week. Approximately 597,878 applicants for driver licenses and identification cards are processed each year in the offices. An additional 80,228 were processed via our online driver licensing system.

Motor Carrier Services (MCS): (Cathy Beedle, Administrator)

MCS administers a variety of programs relating to the trucking industry, including the International Registration Plan (IRP) that collects and distributes registration fees between member states (48 States, the District of Columbia and 10 Canadian Provinces). In 2012, the division collected over \$76 million total IRP fees, (retained \$30 million in Nebraska) and distributed the balance of \$46 million to other IRP jurisdictions.

MCS administers the International Fuel Tax Agreement (IFTA) that requires the equitable distribution of fuel tax between member states (48 States, District of Columbia and 10 Provinces). In 2012, the division collected over \$9 million in fuel tax revenues, (retained \$4.5 million in Nebraska) and distributed \$5 million to other IFTA jurisdictions.

The MCS division continues to be a participant in the Unified Carrier Registration (UCR). For 2012, MCS satisfied their UCR entitlement and collected \$742,000 for the State, while providing nearly \$1 million to the UCR depository for distribution to other states.

MCS issues certificates of titles for apportioned vehicles and audits UCR, IRP and IFTA returns.

Legal Division: (Noelie Sherdon, Administrator)

Primary duties of the legal division involve administrative hearings, management of the Administrative License Revocation (ALR) program, legal advice, rules and regulations, legal documents, manufacturer's warranty duties, fifteen-year license revocation reprieves, claims board, and the health advisory board. Legal's largest program is conducting hearings for administrative license revocation. In 2012, the ALR program helped to reduce Nebraska's human and economic consequences of motor vehicle crashes by affirming the administrative revocation of 10,015 drunk drivers.

Financial Responsibility (FR): (Kathy Van Brocklin, Manager)

The Financial Responsibility Division identifies those individuals who do not drive safely and assists them in becoming safe drivers. FR denies driving privileges via disqualification (CDL licenses), suspension or revocation of driver licenses to those who cannot or will not drive safely, and subsequently the reinstatement of the driver licenses. In 2012, the division revoked/suspended the driver licenses of 62,849 individuals, reinstated 57,500 driver licenses, and recorded 176,852 traffic violation convictions to driving records. FR staff responded to 86,240 phone inquiries. The Division had 24,071 reinstatements on-line versus 8,530 over-the-counter reinstatements. FR is the point of contact for issuance of employment drive and medical hardship permits, as well as ignition interlock restricted licenses. The division also aids in the collection of traffic fines and child support order payments.

Information Systems Division (IS): (Keith Dey, Manager)

The Information Systems (IS) Division is responsible for the development, installation, maintenance and support of all DMV related business applications. IS expanded the document imaging system, on-line services, DMV website, administrative support to DMV's main office computer systems (hardware and software), and made extensive modifications to the VTR system interfaces to expand and enhance the transfer of data between state and county systems.

ADMINISTRATION DIVISION

The Administration Division is the support services office for the Department of Motor Vehicles. The division includes the director, deputy director, accounting and finance manager, human resources manager and support staff. Functions in the Administration Division provide overall assistance to the operations of all sections within the Department of Motor Vehicles. The director also serves as the chairperson of the Motor Vehicle Industry Licensing board.

LEGAL DIVISION

The Legal Division performs a variety of tasks within the Department of Motor Vehicles. Primary duties involve administrative hearings, legal advice, legislation, rules and regulations, legal documents, STOP program certification, Ignition Interlock provider certification, defensive driving class certification, administrative license revocation program, manufacturer's warranty duties, fifteen-year license revocation reprieves, claims board and the health advisory board.

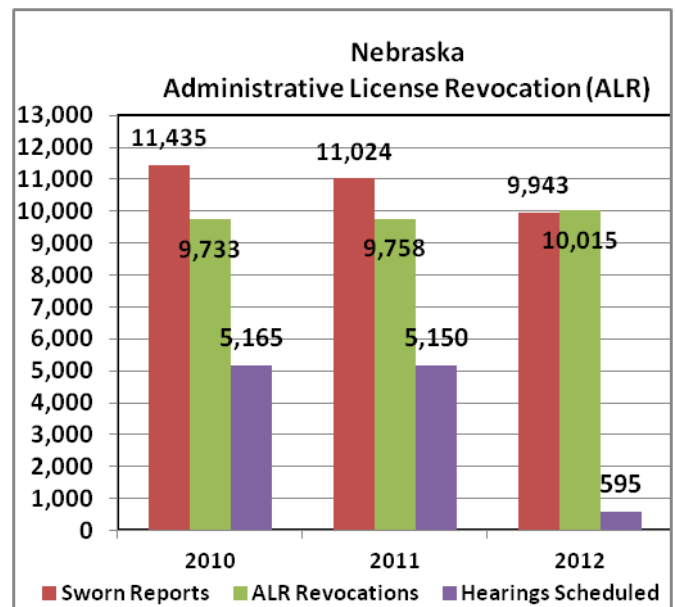
Administrative Hearings

All administrative hearings for the Department are conducted by the Legal Division. Hearings are held for commercial driver license issues such as disqualifications, third party testers and commercial driver instructors; financial issues involving bankruptcies and self-insurance; Motor Carrier Services issues, such as: protests under the International Registration Plan (IRP) and the International Fuel Tax Agreement (IFTA); and motor vehicle tax objections. The Legal Division also provides regular ALR training presentations at the Grand Island Law Enforcement Training Center and Omaha Police Academy.

The majority of hearings are for Administrative License Revocations. Law enforcement members have the authority to take the license of a driver who refuses or fails a chemical test. The motorist may contest the automatic revocation by petitioning for a hearing. The Department holds a hearing to decide the merit of the driver's claim. On January 1, 2012, LB 667 went into effect which allowed drivers subject to an Administrative License Revocation to obtain an ignition interlock permit and use an interlock device to drive during revocation. In 2012, there were 9,943 sworn reports received, 595 hearings scheduled and 10,015 licenses revoked. Motorists may appeal the DMV decision to the District Court. The Legal Division processed 82 District Court appeals during 2012.

Rules and Regulations, Contracts, Legal Documents

Rules and Regulations are developed through the Legal Division. New and revised rules and regulations are initiated by changes in statutes, require a public hearing and are reviewed and approved by the Attorney General and the Governor. In 2012, three sets of rules and regulations were promulgated and three hearings were held.



*1/1/12 Enhanced Ignition Interlock Law (LB 667)

The Legal Division works with other DMV divisions, the public and other agencies to develop these rules and regulations. In addition, the Legal Division reviews and drafts contracts and other legal documents involving other agencies, outside companies and the public.

Fifteen-Year License Revocation Reprives

A person whose license has been revoked for 15 years may file an application for reinstatement after seven years of the revocation have passed. The Legal Division reviews each application and prepares a written recommendation for the Director to provide to the Board of Pardons. In 2012, 50 applications were processed; 17 were granted reprives.

Manufacturer’s Warranty Duties (Lemon Law)

The Legal Division provides lemon law information to interested consumers. Staff answers telephone inquiries and provide information on the Internet and through brochures. Nebraska is a founding member of the International Association of Lemon Law Administrators, which was organized to facilitate the flow of lemon law information across all jurisdictions on behalf of consumers. Nebraska’s lemon law requires manufacturers to make a new vehicle conform to the vehicle’s written warranty through either an informal settlement with a consumer or in response to a lawsuit in state court by a consumer.

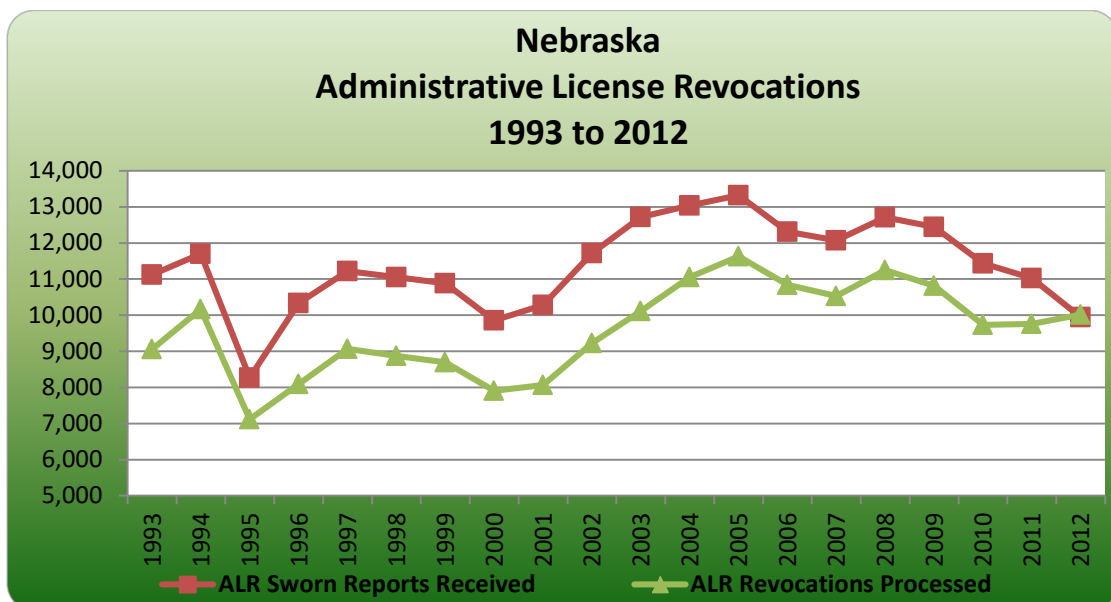
Claims Board

All claims filed against the Department of Motor Vehicles are handled by a staff attorney representing the DMV before the Claims Board. The staff attorney coordinates the agency’s response to the claim and any arguments made to the Claims Board.

Other Boards and Councils

When necessary, the Health Advisory Board, composed of medical specialists, is called to make a careful medical review and evaluation to determine whether a person is physically or mentally qualified to hold a driver license. A staff attorney is present at the board meetings.

A staff attorney handles protests under the International Registration Plan (IRP) and the International Fuel Tax Agreement (IFTA). A member of the Legal Division is designated to attend Federal Bankruptcy Court whenever hearings may be necessary to protest taxes or fees owed to the Department.



*2012 was a transitional year between old law and LB 667 that was effective January 1, 2012.

Nebraska Administrative License Revocation (ALR) Statistics

Year	DUI Arrests Reported	ALR Sworn Reports Received	* % of Sworn Reports Received Compared to Arrests	Petitions for Hearing Received	** % of Sworn Reports Received Petitioning for Hearing	Hearings Scheduled	Dismissals/ All Reasons	*** % of Dismissals	ALR 1 Year Refusal	ALR 90 Day	ALR 1 Year	# Total ALR Revocations	^ % of Sworn Reports Received Resulting in Revocation	Appeals Filed in District Court	% of Appeals/ ALR Revocations	Average Blood Alcohol Content
1993	12,140	11,122	91.6%	3,363	30.2%	2,973	680	6.1%	918	7,896	240	9,054	81.4%	N/A	N/A	0.174
1994	12,930	11,696	90.5%	3,895	33.3%	3,568	844	7.2%	1,084	8,265	813	10,162	86.9%	N/A	N/A	0.171
1995	12,841	8,268	64.4%	3,054	36.9%	3,014	920	11.1%	835	5,433	848	7,116	86.1%	N/A	N/A	0.172
1996	12,763	10,330	80.9%	3,231	31.3%	3,138	951	9.2%	865	6,047	1,179	8,091	78.3%	217	2.7%	0.174
1997	13,119	11,217	85.5%	3,971	35.4%	3,698	1,685	15.0%	985	6,497	1,586	9,068	80.8%	N/A	N/A	0.170
1998	13,439	11,048	82.2%	4,066	36.8%	3,748	1,577	14.3%	914	6,245	1,710	8,869	80.3%	N/A	N/A	0.169
1999	13,422	10,881	81.1%	4,336	39.8%	4,026	1,725	15.9%	897	6,072	1,727	8,696	79.9%	N/A	N/A	0.168
2000	11,948	9,852	82.5%	3,958	40.2%	3,650	1,660	16.8%	834	5,268	1,802	7,904	80.2%	N/A	N/A	0.169
2001	12,166	10,283	84.5%	4,196	40.8%	3,883	1,675	16.3%	746	5,521	1,798	8,065	78.4%	387	4.8%	0.164
2002	13,154	11,718	89.1%	5,152	44.0%	4,799	2,061	17.6%	780	6,479	1,972	9,231	78.8%	430	4.7%	0.159
2003	13,415	12,715	94.8%	5,744	45.2%	5,277	2,418	19.0%	811	7,052	2,253	10,116	79.6%	405	4.0%	0.156
2004	14,093	13,038	92.5%	6,209	47.6%	5,518	2,414	18.5%	862	7,642	2,550	11,054	84.8%	416	3.8%	0.157
2005	14,525	13,321	91.7%	6,581	49.4%	6,040	2,245	16.9%	872	7,968	2,789	11,629	87.3%	436	3.7%	0.160
2006	13,421	12,310	91.7%	6,097	49.5%	5,581	2,107	17.1%	881	7,401	2,555	10,837	88.0%	448	4.1%	0.158
2007	13,437	12,069	89.8%	5,454	45.2%	5,217	1,968	16.3%	907	7,267	2,357	10,531	87.3%	518	4.9%	0.159
2008	13,660	12,712	93.1%	6,139	48.3%	5,624	1,905	15.0%	926	7,555	2,764	11,245	88.5%	594	5.3%	0.158
2009	13,399	12,444	92.9%	6,195	49.8%	5,730	2,170	17.4%	842	7,317	2,656	10,815	86.9%	524	4.8%	0.159
2010	12,399	11,435	92.2%	5,664	49.5%	5,165	1,836	16.1%	725	6,650	2,358	9,733	85.1%	441	4.5%	0.159
2011	12,034	11,024	91.6%	5,421	49.2%	5,150	1,599	14.5%	749	6,695	2,314	9,758	88.5%	471	4.8%	0.160
2012	N/A	9,943	N/A	404	4.1%	595	679	6.8%	823	6,750	2,442	10,015 *	100.7%	82 **	0.8%	0.161

January 1, 1993 - Administrative License Revocation (ALR) Law
 January 1, 1994 - .02 BAC (Zero Tolerance) Under 21 Drivers
 August 28, 1999 - Open Container Law
 September 1, 2001 - .08 BAC Law
 September 4, 2005 - .16 BAC Law
 July 14, 2006 - .15 BAC Law
 January 1, 2008 - Underage "Dram Shop" Law
 January 1, 2009 - Ignition Interlock Law
 January 1, 2012 - Enhanced Ignition Interlock Law

* Includes persons arrested in 2011 but did not have hearings until after 1/1/2012

** Appeals to district court - 82 (64 appeals were filed in January and February 2012, after that 18)

NOTE:

% of dismissals and % of revocations total more than 100% due to revocations dismissed pursuant to bypass [60-498.02(5)] and some dismissals on appeal.

Revocations are counted and percentage calculated on the last day of the month the revocation was ordered.

Dismissals are counted and percentage calculated 45 days after the last day of the month the revocation was ordered.

NA - Not Available

* ALR Sworn Reports Received / DUI Arrests Reported = Percent of Sworn Reports Received compared to Arrests
 ** Petitions for Hearing Received / ALR Sworn Reports Received = Percent of Sworn Reports Received Petitioning for Hearing
 *** Dismissal - All Reasons / ALR Sworn Reports = Percent of Dismissals
 # Total ALR Revocations Processed/Refusal, 90 Day, and 1 Year Enhanced; included Automatic Revocations and after Hearings.
 ^ Total ALR Revocations / ALR Sworn Reports Received = Percent of Sworn Reports Received Resulting in Revocation

INFORMATION SYSTEMS DIVISION

The Information Systems (IS) Division of the Department of Motor Vehicles provides the technological tools, expertise and support needed to develop more efficient methods to serve both our internal customers and the citizens of Nebraska.

To meet this goal the division has personnel who specialize in:

- The management of computer systems on the IBM AS/400, IBM Mainframe and Intel platforms.
- The development, installation training and support of technical solutions and business applications.
- Wired and wireless networks.
- Server installation and support.
- PC support, software installation and troubleshooting.
- Project management.

The focus of the DMV has been to provide customers with easy access to both services and data hosted by the DMV. DMV on-line services are provided through Nebraska.Gov (www.nebraska.gov), NCJIS (Nebraska Criminal Justice Information System) and to the customers of the Department of Motor Vehicles at www.clickdmv.ne.gov. Direct system to system interfaces are supported by the DMV and the Office of the Chief Information Officer staff.

As the DMV moves towards more accessible services; coordination and cooperation with other state agencies and third-party vendors is critical. Digital technologies are being developed and implemented to maintain and improve the security of our personal identities while making our services and information easily accessible.

Major activities in 2012:

In addition to the regular hardware updates, application enhancements, legislated modifications and maintenance of systems:

- The IS Division expanded the use of the new enterprise document imaging system. The imaging system was expanded to include service to the Driver Licensing Services Division for both our in-house and field offices.
- Examining application additions and enhancements were created to interface with federal systems to verify immigration status and US Passport validity. Major changes were also made to update the license recall process for all drivers and the medical certification process for commercial drivers.
- Expanded on-line driver services to include the issuance of school permits, provisional operator permits and first-time licenses issued to drivers under the age of 21.
- The division enhanced the VTR (Vehicle Title and Registration) application to take advantage of forms management and is now capable of producing title applications, duplicate title applications, and Form-6 documents for vehicles and boats.
- Extensive modifications were made to the VTR system interfaces to expand and enhance the transfer of data between state and county systems.
- The IS Division completed the refresh and update of the software and hardware for the AutoTest application, used by the Driver Licensing Services Division.
- The DMV relocated the file and print servers to the OCIO's (Office of the Chief Information Officer) virtual facility.
- The DMV began sharing vehicle sales tax information with the Department of Revenue electronically.

MOTOR CARRIER SERVICES DIVISION

The Division of Motor Carriers “One-Stop Shop” administers a variety of programs relating to the trucking industry:

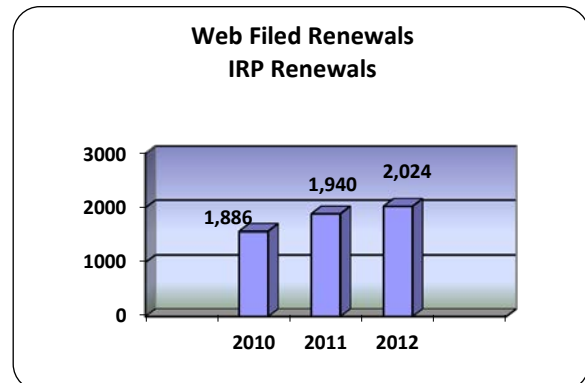
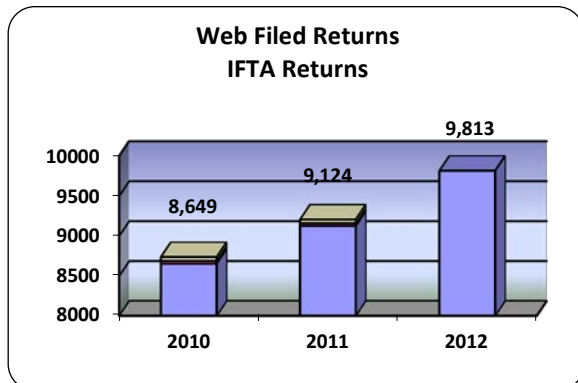
- The International Registration Plan (IRP), a vehicle registration program whose purpose is to collect and distribute registration fees between member states.
- The International Fuel Tax Agreement (IFTA), an agreement between member states for the purpose of equitable distribution of fuel tax.
- The Unified Carrier Registration (UCR) program. All motor carriers, motor private carriers, brokers and freight forwarders are required to pay UCR fees annually.
- The issuance of certificates of title, noting of liens and collection of sales tax and tire fee for apportioned vehicles.
- The auditing of motor carrier fuel and mileage records, in accordance with the IRP, IFTA and UCR agreements.

Major activities in 2012:

The MCS Audit Division began conducting UCR compliance audits as directed by the UCR Board of Directors. The Audit Division completed 37 audits resulting in \$46,305 additional UCR fees collected.


Two large motor carriers entered into an agreement with the Motor Carrier Services (MCS) division that enables them to print their own registration certificates. Uniquely numbered license plates are assigned to these carriers which allow them to maintain their own inventory of plates. This provides these carriers with the flexibility to pay their registration fees and immediately print and assign a plate to a truck increasing their efficiency and allowing the MCS division to focus their service on other motor carriers.

The NE MCS Division continues to play a significant role in the various agreements and cooperative programs to which they are associated; including committee representatives serving on both IRP and IFTA committees and boards and active participation with our Federal partners in the Commercial Vehicles Information Systems and Networks (CVISN) and Performance Registration Information System Management (PRISM) projects.



Motor Carrier Services Statistics – 2012

Nebraska Based Carriers	
IRP Carriers	4,066
IRP Fleets	4,158
IFTA Carriers	4,172
UCR Carriers	7,022
Nebraska Based Vehicles	
Power Units	36,625
Trailer Units	73,656
Total Power/Trailer Units	110,281
Nebraska Based Carriers Field Audits	
IRP	239
IFTA	141
Audits Processed from other Jurisdictions	5,537
Titles Issued for Apportioned Vehicles	18,551
Liens Noted	7,268
Total IFTA Decals Issued	48,790
International Registration Plan	
Fees & Refunds Distributed to other IRP States	\$45,927,984
Nebraska IRP Fees to Highway Trust Fund & MV Tax Fund	\$30,476,311
Total IRP Fees Collected	\$76,404,295
International Fuel Tax Agreement	
Taxable Gallons	291,792,133
Tax Paid Gallons Paid at Nebraska Retail Outlets	281,777,411
Net Gallons (calculated)	10,014,722
Tax Distributed to other IFTA States	\$5,059,351
Nebraska Tax Collected on Returns	\$4,544,398
Total Tax Collected through the IFTA Program	\$9,603,749
Total Fuel Tax Paid by IFTA Carriers (calculated)	\$77,179,019
291,792,133 x average tax rate (.2645)	
UCR Fees (Unified Carrier Registration)	
Fees Distributed to other UCR States	\$962,089
Nebraska Fees to General Fund	\$741,974
Total UCR Fees Collected	\$1,704,063
Total MCS Fees and Tax Collection	
Fees Distributed to Highway Trust Fund & MV Tax Fund	\$35,020,709
Fees Distributed to the General Fund	\$741,974
Fees & Refunds Distributed to other States	\$50,987,335
Total MCS Fees and Taxes Collected	\$86,750,018
IRP on-line Filings	
Renewal filings	2,024
Temporary Registrations	59,962
IFTA on-line Filings	
4th Quarter Return 2011	2,498
1st Quarter Return 2012	2,350
2nd Quarter Return 2012	2,455
3rd Quarter Return 2012	2,510
Total Returns Filed Via the Web	9,813



The goal of the Financial Responsibility Division is to identify those individuals who do not drive safely, to assist individuals in becoming safe drivers, or to deny driving privileges to those who cannot or will not drive safely, and aid the courts in collecting traffic violation fines and support order payments.

Major activities in 2012:

Legislative Changes

LB 751 -

- Changed provision relating to ignition interlock permits for juveniles. Effective, July 19, 2012, juveniles who are under age 18 are not eligible for an ignition interlock permit.
- The bill also eliminated the requirement for the Department to send license revocation and suspension orders by certified mail. Changing to first class mail has reduced the amount of mail returned as unclaimed and the postage costs.
- Effective October 27, 2013 the bill provides for a serious violation for commercial drivers for texting while operating a commercial motor vehicle.

LB 1039 –

- Changed the violation for passing a stopped school bus from a 1 point to a 3 point assessment effective July 19, 2012.

LB 1030 –

- Provided for a violation for every driver of a vehicle to leave a safe distance of no less than three feet clearance when applicable to pedestrians, bicycles and any electric personal assistive mobility device.

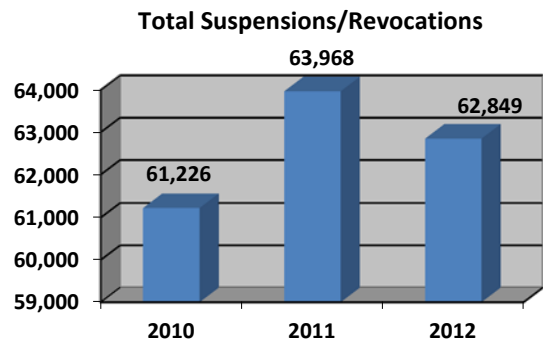
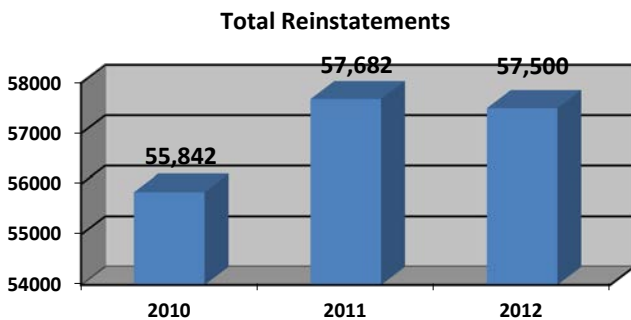
All legislative changes required updates to the interlock and other general computer applications.

Customer Service

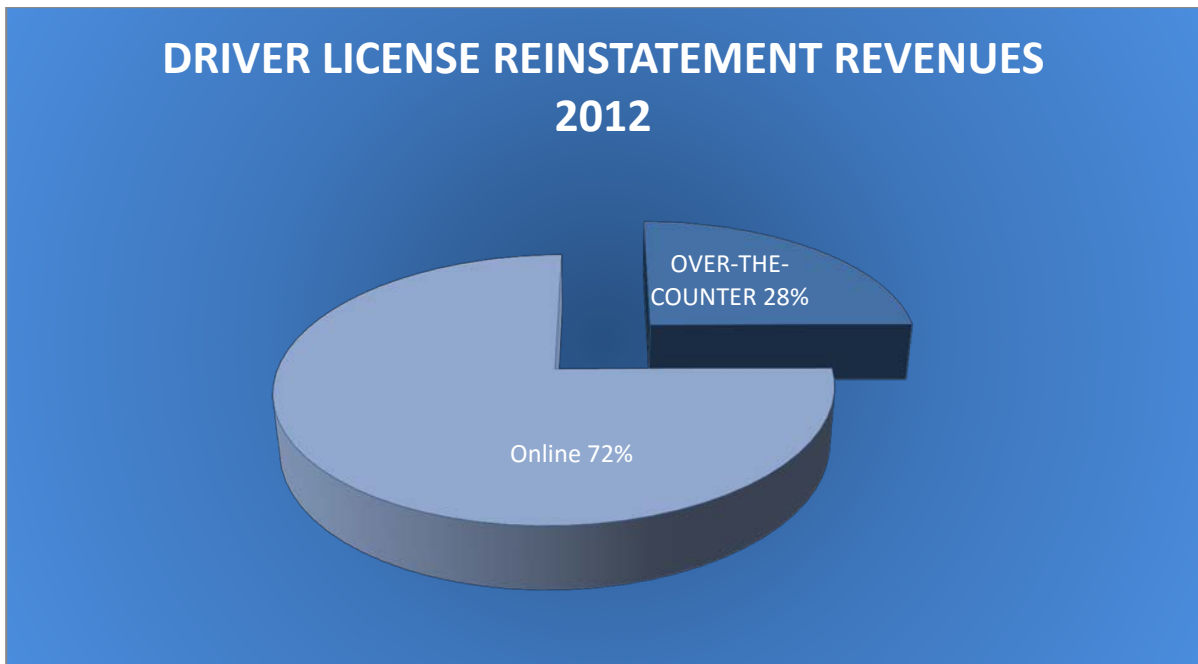
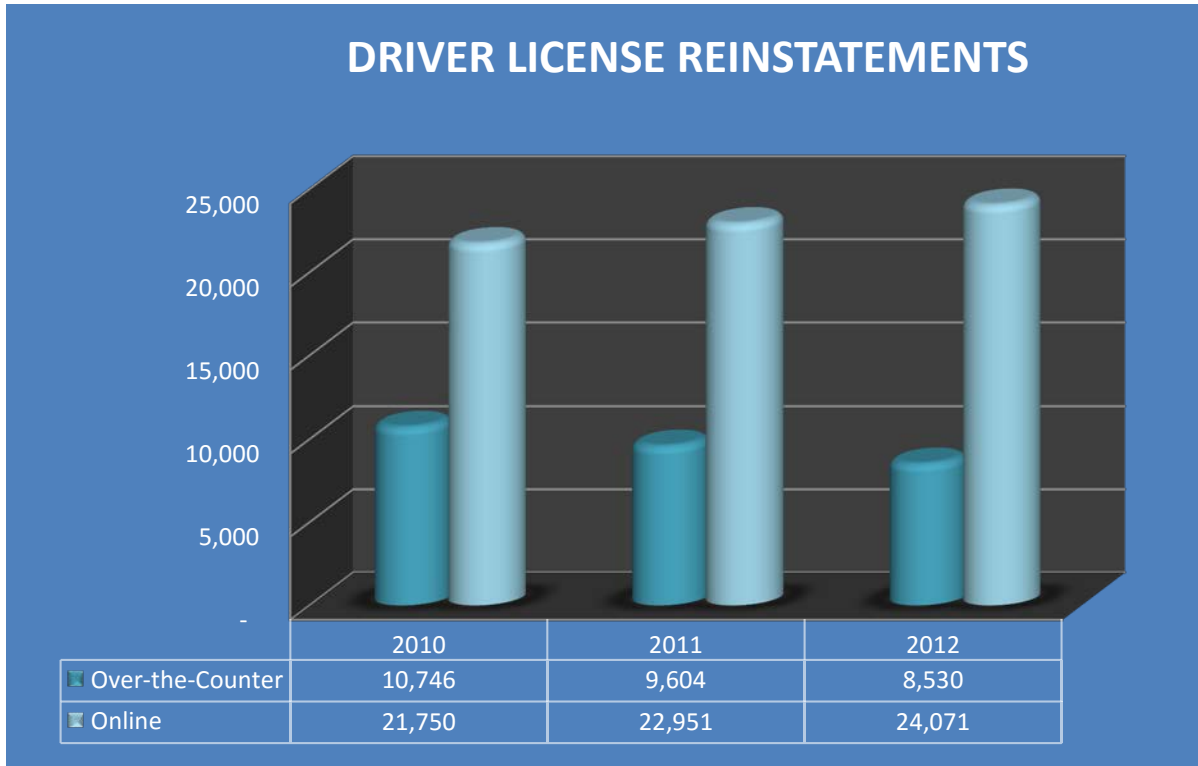
Financial Responsibility Staff responded to 86,240 phone inquiries.

Other activities involved in the achievement of our goals include:

- processing driver license suspensions, revocations, and reinstatements which includes data entry on computer work files
- updating a drivers traffic violation records
- responding to phone inquiries and walk-in customers



Driver License Reinstatements 2012



Financial Responsibility Statistics 2012

<i>Traffic Violation Suspensions/Revocations</i>	
Court-Ordered Suspensions	12,334
Insurance Cancellation Suspensions	8,350
Failure to Comply with Traffic Citations Suspensions	16,628
Point Revocations	1,268
Administrative License Revocations (ALR)	10,015
Commercial Driver License (CDL) Disqualifications Revocations	985
No Proof Insurance Suspensions	5,333
Accident Suspensions	1,538
Violate Support Order	5,764
Underage 21 Driver Fail to Complete Driver Improvement Course	634
Total Suspensions/Revocations	62,849
<i>Traffic Violation Reinstatements</i>	
Court-Ordered Suspensions	11,386
Insurance Cancellations	7,953
Failure to Comply with Traffic Citations	16,999
Point Revocation	1,299
Administrative License Revocations (ALR)	7,937
Commercial Driver License (CDL) Disqualifications	574
No Proof Insurance	4,898
Accident	1,249
Support Order	4,476
Underage 21 Driver Fails to Complete Driver Improvement Course	729
Total Reinstatements	57,500
<i>Miscellaneous</i>	
Ignition Interlock Permits Issued	4,859
Employment Driving Permits Issued	226
Traffic Violation Convictions	176,852

DRIVER LICENSING SERVICES

The goal of Driver Licensing Services is to ensure that persons who meet Nebraska’s identification and licensing requirements are issued a permit, operator license or commercial driver license and that individuals who meet the identification requirements set forth in state statute are issued a State ID Card. It is our goal to provide quality service that is applied fairly and consistently to all applicants in a helpful and friendly manner.

Major activities in 2012:

Conduct Examinations

During 2012, Driving Licensing Staff processed 597,878 applicants in 97 exam stations statewide. This included new applicants (licensed individuals who moved to Nebraska from another state, individuals who had never been issued a license document before and individuals whose Nebraska license document had been expired over one year), renewal applicants, and applicants requesting replacement and duplicate documents.

On-line Renewal

Eligible individuals can renew their Class O (car), Class M (motorcycle) licenses and State ID Cards on-line and obtain duplicates of the same.

2012 On-line Statistics:

License Renewals	74,449	License Duplicates	4,758
ID Card Renewals	823	ID Card Duplicates	198

Training Unit

The Training Unit developed the following content for DMV employees in 2012:

Curriculum	32	Videos	6
Postings	50	Tests	11
Online Courses	12		

The Breath Alcohol Training Program was transitioned to the Nebraska Law Enforcement Training Center. However, the content developed by the Department of Motor Vehicles is still being utilized.

A total of 56 employees were trained in Fraud Detection and Remediation Level I Online Training, 115 were trained in Fraud Detection and Remediation Level II Online and 16 were trained in the live, instructor led Fraud Detection and Remediation Level II training.

The unit also trained 20 newly hired driver license examiners in 2012.

Renewal Notices

Renewal notices are sent 90 days in advance of the expiration of a driver license or State ID Card. In 2012, the Department sent out 284,187 renewal notices. Of those, 79,839 (19%) of the applicants presented, as requested, a completed renewal notice to driver licensing staff, an action that greatly expedited the applicant’s time spent at the DMV.

Additional activities in the achievement of our goals/accomplishments include:

- Audited 41 CDL Third Party Testers (companies). Auditors also observed 39 skills tests being administered by third party examiners (27 overtly and 12 covertly). DMV certified that individuals who work for these companies are authorized to administer skills testing for applicants who desire a commercial driver license. The Federal Motor

Carrier Safety Administration requires the DMV to audit these companies each year. The audit consists of a review of paperwork and sample retesting of drivers that have previously passed.

- Audited 27 Driver Training Schools. Driver Training Schools teach individuals how to drive a motor vehicle. During each audit, the facilities of the school are inspected to make sure all requirements are met as outlined in the rules and regulations.
- Audited 47 DMV approved Driver Safety Courses; three schools were added and one school dropped their certification. The Department currently has 151 DMV approved Driver Safety Courses. DMV certifies that instructors who work for these courses provide 20 hours of classroom training and 5 hours of behind the wheel training for individuals between the ages of 14-18. These instructors are also authorized to administer the DMV drive test upon completion of the course. The audit consists of a review of their paperwork and their DMV approved drive test route.
- The Nebraska Driver's Manual and written tests (English and Spanish versions) were updated with legislative changes from the previous year's legislative session.
- The interactive driver license practice test was updated with legislative changes from the previous year's legislative session. This interactive test can be found on the Department's website and assists individuals studying for the written driver license examination. The website is: www.dmv.ne.gov.
- State statute allows physicians, law enforcement officers or individuals who are concerned about another individual's capability to operate a motor vehicle safely to request a re-examination of the individual. If the Department's investigation shows that a re-examination is warranted, the individual is required to appear before driver license staff on a specified date and time at a specific driver licensing office. During the re-examination, the applicant must present a medical and vision statement that meets the Department's minimum standards, and pass the written and drive tests. If the applicant is unable to meet the medical and vision minimum standards or pass the written or drive tests, his or her license is cancelled. In 2012, 751 applicants were re-examined. Of those applicants, 18% retained their license, and 82% had their license cancelled.
- In January 2012, the Nebraska DMV implemented a new program to become compliant with a federal law requiring all CDL holders to self certify as to what type of commercial motor vehicle they operate. All CDL drivers are required to comply with this requirement no later than January 30, 2014. In 2012, 52,874 Nebraska commercial drivers self certified at a driver licensing office or by mail.
- On March 1, 2012, the Nebraska DMV compared the residential addresses which reside on the driver licensing database against the U.S. Postal Service Change of Address database. The comparison was comprised of one year's worth of data from the U.S. Postal Service. The analysis revealed 55,843 applicants were identified as having changed their addresses through the U.S. Postal Service, but not at the DMV. Postcards were sent to these individuals informing them that State law requires individuals to change their address on licensing documents within 60 days of moving. Forty-one percent (23,108) of the individuals complied with the postcard request and changed their addresses. This comparison will be done annually and postcards will be sent to applicants who have not changed their addresses as required by state statute.

Driver Licensing Services Statistics

Total Applicants Tested in 2012..... 597,878

Note: Numbers represent applicants tested, not documents issued

Commercial Driver License (Class A, B & C)

Class A New	17,263
Class A Renewal.....	13,581
Class B New	6,707
Class B Renewal.....	3,308
Class C New	840
Class C Renewal	429

Restricted Commercial Driver License (Class B & C)

New	252
Renewal.....	31

Learner's Permit Commercial (LPC) 6,447

Seasonal Permits..... 390

Operator's License (Class O)

New	101,551
Renewal.....	168,028

Motorcycle License (Class M)

New	16
Renewal.....	1

Motorcycle Endorsement 36,726

Provisional Operator's Permits (POP)..... 26,281

State Identification Cards..... 52,280

Learner's Permits

Class O	51,377
Class M.....	3,007
School Permits.....	5,555

LPE (School Learner's Permit)..... 6,456

School Bus Permits 8,549

Farm Husbandry Permits (Tractor) 53

Miscellaneous

Reinstatements/cancellations 17,087

Recalls..... 751

Restriction/Endorsement/Change or Remove 11,302

Duplicate/Replacement Commercial Driver License 5,220

Out of State/Early Renewals..... 1,871

Corrections 480

NON CDL Replacements..... 26,719

NON CDL Duplicates..... 21,872

CDL Recalls..... 3,666

2012 Driver Licensing Services Document Types

Document Type/Class	Min. Age	Renewal Times	Renewal Information	Involved Issuance	Duplicate Issuance	Full Cost
Operator's License, Class O	17	Age 21, then every 5 yrs.	Must have held POP for 1yr, <3 pts on record	State/County	County	\$26.50 For 5 yr. license
Motorcycle License	17	Age 21, then every 5 yrs.	Must have held POP for 1yr, <3 pts. on record	State/County	County	\$26.50 For 5 yr. license
School Permit (SCP)	14	2 yrs.	Must have held LPE or LPD for 2 months Max age 16 and 3 months	State/County	County	\$10.50
Provisional Operator's Permit (POP)	16	None	Must have held LPE, SCP or LPD for 6 months < 3 pts on record Expires on 18 th birthday	State/County	County	\$17.50
Learner's Permit (LPD)	15	1 yr.		State/County	County	\$10.50
Learner's Permit (LPE)	14	3 mo.	Max age 16	State/County	County	\$10.50
Farm Husbandry Permit (Special)	13	3 yrs.	Max age 16	State	State	\$7.50
Farm Husbandry Permit (Temporary)	13	6 mos.	Max age 16	State	State	\$7.50
School Bus Permit	18	1 yr.	On birthday	State/County	State/County	\$7.50
Commercial Driver's License (CDL) Class B & C	18	21 st birthday, then every 5 years	Intrastate only, and must be eligible for operator's license.	State/County	State/County	\$57.50
Commercial Driver's License (CDL) Class A	18	21 st birthday, then every 5 years	Intrastate only	State/County	State/County	\$57.50
Commercial Driver's License (CDL) Class A,B,C	21	5 yrs.	Interstate	State/County	State/County	\$57.50
Restricted CDL (RCDL)	18	21 st birthday, then every 5 years	Must have possessed operator's license for at least 1 year prior to issuance.	State/County	State/County	\$57.50
Commercial Drivers License Permit (CDL)	18	6 mos.	Must be eligible for operator's license. 2 in 2 yrs.	State/County	State/County	\$12.50
Seasonal Permit	18	21 st birthday, then every 5 years	Must have possessed operator's license for at least 1 year prior to issuance.	State/County	State/County	\$12.50
State Identification Card	0	21 st birthday, then every 5 yrs		State/County	State/County	\$26.50
State Work Permit	16	6 mos.	Max 3 yrs.	State/County	State/County	\$47.50

The above are also available in "duplicate" format if lost.

NEBRASKA LICENSED DRIVERS BY TYPE OF LICENSE/PERMIT - 2012

Age	Operator's License - Class O	Operator's License - Class O/ Motorcycle Class M	Motor-cycle License / Class M	Commercial Driver's License						Learner's Permit		School Learner's Permit / SCP	Provisional Operator's Permit / POP	Total Licensed Drivers
				CDL A	CDL B	CDL C	CDL A & Class M	CDL B & Class M	CDL C & Class M	for School LPE	for POP, Class O & Class M & LPD			
14	0	0	0	0	0	0	0	0	0	559	0	1,234	0	1,793
15	0	0	0	0	0	0	0	0	0	47	9,704	3,194	0	12,945
16	0	2	0	0	0	0	0	0	0	0	6,097	0	14,206	20,305
17	1,156	53	0	0	0	0	0	0	0	0	2,672	0	18,013	21,894
18	18,275	239	0	32	4	0	7	1	0	0	1,513	0	0	20,071
19	21,290	359	0	122	31	0	13	2	0	0	843	0	0	22,660
20	22,410	536	3	203	58	2	33	11	0	0	623	0	0	23,879
21	20,817	720	0	278	51	3	50	7	0	0	497	0	0	22,423
22	23,016	814	1	385	82	2	70	15	2	0	457	0	0	24,844
23	23,623	1,021	0	481	137	2	108	26	1	0	384	0	0	25,783
24	24,745	1,079	0	534	151	21	146	27	1	0	320	0	0	27,024
25 to 29	118,032	5,905	1	3,716	1,044	133	913	183	13	0	1,362	0	0	131,302
30 to 34	109,251	6,099	1	4,790	1,270	156	1,238	259	22	0	824	0	0	123,910
35 to 39	91,922	6,050	1	5,038	1,378	136	1,411	315	17	0	519	0	0	106,787
40 to 44	91,466	7,378	3	5,453	1,615	156	1,691	398	19	0	433	0	0	108,612
45 to 49	93,027	8,422	2	5,972	1,792	196	2,200	441	37	0	310	0	0	112,399
50 to 54	103,963	10,111	1	7,208	2,172	272	2,839	579	41	0	282	0	0	127,468
55 to 59	99,019	9,106	2	6,436	1,992	252	2,394	560	49	0	204	0	0	120,014
60 to 64	89,476	6,631	0	5,221	1,573	204	1,565	387	44	0	117	0	0	105,218
65 to 69	68,087	4,001	1	3,452	992	149	856	163	24	0	58	0	0	77,783
70 to 74	50,800	1,925	0	2,003	646	68	400	72	17	0	23	0	0	55,954
75 to 79	40,661	1,066	0	1,108	286	39	154	40	2	0	15	0	0	43,371
80 to 84	31,751	533	0	345	88	9	44	4	1	0	14	0	0	32,789
85 to 89	19,251	209	0	76	16	3	6	0	0	0	24	0	0	19,585
90 to 94	6,043	45	0	7	1	0	0	0	0	0	0	0	0	6,096
95 to 99	958	6	0	0	0	0	0	0	0	0	0	0	0	964
100 & Over	68	0	0	0	0	0	0	0	0	0	0	0	0	68
Total	1,169,107	72,310	16	52,860	15,379	1,803	16,138	3,490	290	606	27,295	4,428	32,219	1,395,941

2012 NEBRASKA LICENSED DRIVERS BY COUNTY
Including Licensed Drivers with Permits

County	Licensed Drivers	Licensed Drivers with Permits*	Total Licensed Drivers	County	Licensed Drivers	Licensed Drivers with Permits*	Total Licensed Drivers
Adams	22,586	1,107	23,693	Jefferson	5,942	274	6,216
Antelope	5,218	265	5,483	Johnson	3,310	161	3,471
Arthur	354	19	373	Kearney	4,976	234	5,210
Banner	544	27	571	Keith	6,728	324	7,052
Blaine	409	29	438	Keya Paha	651	37	688
Boone	4,335	230	4,565	Kimball	2,955	123	3,078
Box Butte	8,752	433	9,185	Knox	6,461	351	6,812
Boyd	1,653	83	1,736	Lancaster	203,758	9,429	213,187
Brown	2,515	119	2,634	Lincoln	27,389	1,342	28,731
Buffalo	33,236	1,652	34,888	Logan	594	23	617
Burt	5,517	256	5,773	Loup	524	26	550
Butler	6,437	378	6,815	Madison	25,188	1,165	26,353
Cass	19,386	1,049	20,435	McPherson	384	24	408
Cedar	6,731	386	7,117	Merrick	5,941	324	6,265
Chase	2,987	134	3,121	Morrill	3,782	176	3,958
Cherry	4,532	195	4,727	Nance	2,830	146	2,976
Cheyenne	8,057	351	8,408	Nemaha	5,256	232	5,488
Clay	4,869	246	5,115	Nuckolls	3,636	164	3,800
Colfax	6,682	330	7,012	Otoe	11,646	611	12,257
Cuming	6,877	369	7,246	Pawnee	2,160	120	2,280
Custer	8,681	415	9,096	Perkins	2,325	113	2,438
Dakota	14,288	821	15,109	Phelps	7,129	349	7,478
Dawes	6,250	298	6,548	Pierce	5,726	332	6,058
Dawson	17,170	1,035	18,205	Platte	24,465	1,321	25,786
Deuel	1,559	64	1,623	Polk	4,149	225	4,374
Dixon	4,373	246	4,619	Red Willow	8,381	427	8,808
Dodge	26,723	1,207	27,930	Richardson	6,637	254	6,891
Douglas	366,750	16,577	383,327	Rock	1,209	49	1,258
Dundy	1,551	73	1,624	Saline	9,328	492	9,820
Fillmore	4,599	228	4,827	Sarpy	118,116	6,271	124,387
Franklin	2,543	130	2,673	Saunders	15,809	902	16,711
Frontier	2,060	106	2,166	Scotts Bluff	27,952	1,202	29,154
Furnas	3,773	189	3,962	Seward	12,095	660	12,755
Gage	16,646	765	17,411	Sheridan	4,020	178	4,198
Garden	1,692	56	1,748	Sherman	2,380	105	2,485
Garfield	1,483	80	1,563	Sioux	993	53	1,046
Gosper	1,566	66	1,632	Stanton	4,560	262	4,822
Grant	535	27	562	Thayer	4,198	176	4,374
Greeley	1,853	89	1,942	Thomas	562	18	580
Hall	41,612	2,206	43,818	Thurston	3,980	176	4,156
Hamilton	7,347	457	7,804	Valley	3,345	172	3,517
Harlan	2,782	129	2,911	Washington	15,327	837	16,164
Hayes	784	44	828	Wayne	5,990	270	6,260
Hitchcock	2,321	91	2,412	Webster	2,844	158	3,002
Holt	8,262	415	8,677	Wheeler	648	43	691
Hooker	612	31	643	York	10,586	462	11,048
Howard	5,036	252	5,288	Total	1,331,393	64,548	1,395,941

*Includes all permits (LPE, LPD, SCH, POP)

Nebraska School Permit Drivers by County 2012

County	Permits	County	Permits
Adams	88	Jefferson	46
Antelope	57	Johnson	28
Arthur	4	Kearney	36
Banner	5	Keith	27
Blaine	7	Keya Paha	6
Boone	47	Kimball	13
Box Butte	21	Knox	59
Boyd	16	Lancaster	239
Brown	13	Lincoln	101
Buffalo	100	Logan	6
Burt	44	Loup	6
Butler	74	Madison	70
Cass	126	McPherson	8
Cedar	78	Merrick	58
Chase	10	Morrill	23
Cherry	33	Nance	28
Cheyenne	23	Nemaha	34
Clay	47	Nuckolls	37
Colfax	32	Otoe	75
Cuming	70	Pawnee	24
Custer	74	Perkins	16
Dakota	48	Phelps	43
Dawes	14	Pierce	56
Dawson	83	Platte	113
Deuel	8	Polk	45
Dixon	46	Red Willow	45
Dodge	69	Richardson	34
Douglas	248	Rock	9
Dundy	14	Saline	49
Fillmore	45	Sarpy	258
Franklin	24	Saunders	142
Frontier	20	Scotts Bluff	77
Furnas	46	Seward	76
Gage	83	Sheridan	33
Garden	14	Sherman	17
Garfield	17	Sioux	9
Gosper	16	Stanton	49
Grant	6	Thayer	32
Greeley	19	Thomas	5
Hall	106	Thurston	29
Hamilton	69	Valley	33
Harlan	18	Washington	101
Hayes	12	Wayne	30
Hitchcock	22	Webster	23
Holt	47	Wheeler	11
Hooker	2	York	60
Howard	44	Total	4,428



**DRIVER AND VEHICLE
RECORDS**

The responsibilities of the Driver and Vehicle Records Division include:

- Updating and maintaining the Nebraska Traffic Safety Database.
- Maintaining the Nebraska Vehicle Title and Registration Database.
- Updating and maintaining the Nebraska Motor Vehicle Insurance Database.
- Managing the Electronic Lien and Title Program.
- Updating and maintaining the provider and participating lender list for use in the ELT program.
- Approval and issuance of specialty license plates.
- Providing prompt, reliable and accurate vehicle and driver information.
- Ensuring that all standards are met in the driver license, title and registration, and handicapped parking permit issuance processes.
- Developing and supplying all related forms, plates, permits and applications.
- Investigating fraudulent activities as they relate to driver license, title and registration issuance.

Major activities in 2012:

- Portions of LB 163, 2011 that included the development and implementation of an electronic system for accepting and processing applications for handicapped parking permits from allowed health care providers was completed. The new system was deployed internal to the DMV in May 2012, while the online service was opened to license medical professionals in August 2012, after a successful pilot by Lincoln Orthopaedic Center.
- LB 289, effective January 1, 2012, included the title and registration of low speed vehicles and the collection, at time of registration, of an alternative fuel fee.
- LB 751, effective July 19, 2012, modified the requirements for location of application for the following motor vehicle certificate of title processes: repossession, duplicate, surrender of junked vehicle titles, and Affidavit of Affixture for a Mobile Home. Also, the definition of "body" that is used as part of the assembled vehicle title process was modified to eliminate the need for an assembled vehicle title when the bed or box of a truck is replaced.
- LB 898, effective January 1, 2012 included a change in the definition of a minitruck to increase the size of the engine allowed.
- Effective January 1, 2012, insurance companies are now required to report to the Insurance Database bi-monthly instead of the previous monthly reporting.
- The Friends of the Union Pacific Railroad Museum organizational license plate was approved and offered to the public for sale.
- The project that incorporated the capability for printing a completed certificate of title application, duplicate certificate of title application, and the Department of Revenue Form 6 (sales tax) was completed with the implementation of a nightly data transfer from the Vehicle Title and Registration (VTR) system to the Department of Revenue. This nightly data transfer includes all transactions conducted statewide that include sales tax collection.
- Activities were completed for implementation of LB 216, effective January 1, 2013. LB 216 created a type of license plate that is available for special interest motor vehicles.

- 416 investigative cases of fraudulent activity were opened and actively investigated, which resulted in 48 arrests. These cases include those identified through the current Facial Recognition System (FRS) processes and through a “scrub” of the historical images contained in the database of images captured since February 2003.
- The DVR Fraud Unit completed a project with the assistance of the Nebraska Commission on Law Enforcement and Criminal Justice, which incorporated facial images captured during the mug shot process at jails across the state into the facial recognition database. These images are now part of the daily procedures that identify potential fraud in the driver license issuing process.
- The DVR Fraud Unit has utilized the service of ex-law enforcement officers employed in temporary positions to evaluate the historical images identified through the scrub that was completed to determine if an investigation is warranted. The service of these individuals was funded by a Federal grant. The last of the 120,000 images were reviewed in May 2012. Since that time, these temporary positions have remained a part of the staff to assist with the cases generated through the daily facial recognition process.

Additional activities in the achievement of our goals/accomplishments include:

- Approve and maintain a list of self-insured companies in Nebraska.
- Approve providers and participating lenders for the ELT program.
- Compile, maintain and provide a list of lenders for the use in the lien notation process at the county level.
- Process license plate and validation decal orders for 93 counties.
- Complete requests for vehicle and driver records.
- Issue handicapped parking permits.
- Design, order and distribute forms used by county officials in the issuance of driver licenses, titles and registrations.
- Provide vehicle information concerning safety recall campaigns.
- Issuance of message, spirit, organizational, sample, repossession, amateur radio, ex-prisoner of war, Purple Heart, handicapped, Disabled American Veteran, Pearl Harbor Survivor, transporter, boat dealer trailer, antique, and film vehicle license plates.
- Preparation, verification, scanning, and data entry of forms used in the driver license testing and issuance process from all 93 counties.
- Provide Help Desk assistance to County Treasurers and County Clerks in the issuance of driver licenses, titles and registrations.
- Provide assistance to the general public and law enforcement in driver license, title, registration and handicapped parking permit related areas.
- Maintain files on medical and vision rechecks and out-of-state citations.
- Transferring of information from and to other state DMV's.
- Provide clearance and military exemption information.
- Investigate and makes arrests of violations for alleged fraudulent practices relating to identity theft and motor vehicle related documents.
- Review potential matches returned as part of daily driver license facial recognition process to determine if further investigation is needed prior to issuance of a driver license document.
- Create and provide training to staff, agents, and other requesters for identity theft and motor vehicle related document authentication.



User Quotes:

"I think it's wonderful! It's very quick and easy to use." Tracy, Lincoln Orthopaedic Center
"The service is put together very well, it is so easy and effortless." Cindy, ACC Orthopaedics in Omaha

Disabled Driver Parking Permit Online Requests

The Nebraska Department of Motor Vehicles is proud to offer an online Handicap Parking Permit service to medical professionals across Nebraska. By submitting your patient's handicap parking permit applications online **at no cost to you or your patient**, you avoid an inconvenient and time consuming paper process.

Go to ClickDMV.ne.gov now to view a demonstration of the service or start using it today!

- | | |
|-------------------------------|--|
| For the Patient: | Eliminates a cumbersome process that was burdensome for the patient. After a trip to your office the permit will simply arrive in the mail. |
| For the Medical Professional: | Allows you to go paperless! Eliminating the paper application and time spent completing by hand and photocopying.
Provides a record keeping process that will interface with your electronic records system.
Eliminates the need for re-production of forms if lost or misplaced.
Eliminates your mailing costs if you mailed completed forms to your patient or the DMV.
Easy to get started, no enrollment process is necessary! |

more driver services

clickdmv
www.clickdmv.ne.gov




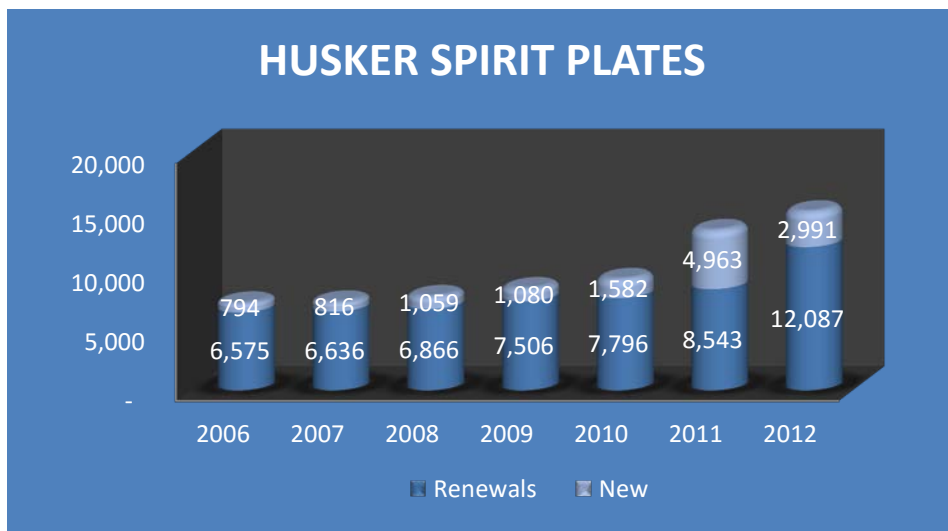
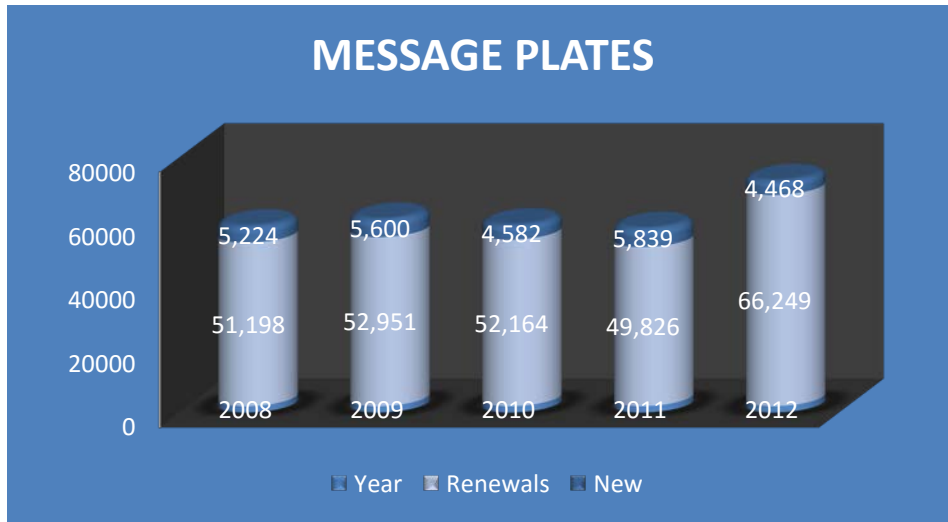
Reinstate Your License



Renew Your Driver License



Renew Your License Plates



DRIVER AND VEHICLE RECORDS STATISTICS – 2012

Driver Licenses Issued		318,760
Driver Permits Issued		67,269
Identification Cards Issued		32,052
Duplicate/Replacement Licenses/Permits Issued		99,293
TOTAL Driver License/Permits/ID Cards Issued		517,374
Driving Records Processed through DMV		12,998
Driving Records Processed through Nebraska Online		927,408
TOTAL Driving Records Processed		940,406
Medical/Vision Recheck Notice Letters		747*
Medical/Vision Recheck Cancel Warning Letters		150*
Medical/Vision Recheck Licenses Cancelled		68*
Surrendered Licenses Processed		20,220
Military Letters Processed		233
Monies received from the sale of vehicle record information – DMV		\$ 139,729.64
Monies received from the sale of vehicle record information – Nebraska Online		\$ 167,830.00
Monies received from driver record monitoring service		\$ 322,641.54
Monies received from driver header records		\$ 23,026.19
Message Plates Processed	New	4,468
	Renewal	49,687
Cornhusker Spirit Plates Processed	New	2,991
	Renewal	12,087
Gold Star Family Plates Processed	New	32
	Renewal	163
Organizational Plates Processed	New	969
	Renewal	954
License Plates Issued	Sample License Plates	30
	Amateur Radio	71
	Ex-Prisoner of War	0
	Purple Heart	56
	Handicapped	790
	Handicapped Renewal	6,891
	Disabled American Veteran	259
Pearl Harbor	0	
Plates/ Registrations Issued	Repossession	76
	Transporter	1,905
	Boat Dealer Trailer	94
	Film Vehicle	41
Titles Issued	Bonded	289
	State	1,159
	Duplicate	47,785
	Corrected	6,180
	Statewide	649,366
	Titles Surrendered to Other States	26,585
	Titles Marked Junked	16,355
Liens	Liens Noted ¹	157,929
	Liens Noted – Participating Lenders ²	68,641
	Number of Participating Lenders as of 12/31/2012	729
	Total Number of Liens Noted (Total of 1 and 2)	226,570
Misc. Issued	Vehicle Identification Number Plates Issued	244
	Hull Identification Number Plates Issued	76
	Handicap Permits Processed Online (Starting 8/2012)	2,600
	Handicap Permits Processed In-House	42,409
Antique Plates/Registrations Issued	Motorcycle	64
	Motorcycle Vintage	22
	Regular	589
	Vintage	595
	Total Antique Plates	1,277

*Transferred to Driver Licensing Services Effective 12/1/2012

NEBRASKA			
2012 VEHICLE REGISTRATION			
TOTAL VEHICLES REGISTERED 2,278,670			
PASSENGER			TRAILER
Regular	1,078,645	Utility	169,927
Amateur Radio	1,258	Farm	72,448
Low Speed Vehicle	9	Fertilizer	22,329
Message	37,658	Commercial	29,468
Spirit	2,303	Pole & Reel	335
Spirit Message	8,478	Non-Resident	227
Gold Star	48	Semi	6,339
Gold Star Message	85	Message Utility	14
Organizational	1,402	Spirit Message Utility	7
Non-Resident	6,075	Organizational Utility	2
Handicapped	7,372	Message Farm	5
Antique	12,514	Spirit Message Farm	2
Vintage	3,546	Message Commercial	16
Ex-Prisoner of War (ex-pow)	44	Spirit Commercial	2
Pearl Harbor Survivor	4	Spirit Message Commercial	11
Disabled American Veteran	1,211	Organizational Commercial	1
Purple Heart	916	Spirit Message Pole & Reel	1
Thirty Day	61	Message Semi	2
TOTAL	1,161,629	Spirit Message Semi	2
MOBILE HOME		Apportioned Trailer Units	73,656
Recreational	34,183	TOTAL	374,794
Self-Propelled	7,374	DEALER	
Message Recreational	93	Passenger	10,563
Message Self-Propelled	167	Personal Use	343
Spirit Self-Propelled	8	Motorcycle	381
Spirit Message Recreational	8	Trailer	552
Spirit Message Self-Propelled	35	Snowmobile	11
Organizational Recreational	1	Boat Dealer Trailer	87
Organizational Self-Propelled	1	Repossession	70
TOTAL	41,870	Transporter	1,967
BUS		TOTAL	13,974
Non-Commercial	2,033	TRUCK	
School	923	Commercial	349,791
Commercial	656	Farm	158,737
Non-Resident	78	Non-Resident Commercial	1,185
Local	72	Local	614
Organizational Commercial	1	Minitruck	158
TOTAL	3,763	Message Commercial	10,446
GOVERNMENT		Spirit Commercial	604
Municipal	15,067	Spirit Message Commercial	2,351
County	11,369	Gold Star Commercial	15
State	10,196	Gold Star Message Commercial	17
School District	8,375	Organizational Commercial	221
Municipal Motorcycle	5	Message Farm	1,853
County Motorcycle	3	Spirit Farm	51
State Motorcycle	10	Spirit Message Farm	344
TOTAL	45,025	Gold Star Farm	2
MOTORCYCLE		Gold Star Message Farm	1
Regular	51,928	Organizational Farm	7
Non-Resident	483	Special Mobile Equipment (SME)	1,107
Message	2,340	Soil & Water	443
Spirit	8	Farm Semi - Tractor/Trailer	12,661
Spirit Message	155	10% Reduction	221
Gold Star	5	Film Vehicle	41
Gold Star Message	11	Apportioned Power Units	36,625
Organizational	5	TOTAL	577,495
Antique	414	TAX EXEMPT	
Handicapped	51	TOTAL	3,823
Vintage	61	SNOWMOBILE	
TOTAL	55,461	TOTAL	836

2012 DMV Annual Report

2012		PLATE TYPE																											
COUNTY	NO.	Pass-enger	LSV	Handi-cap	MC	Am. Radio	Mobile Home	Tax Exmpt	Messa-ge	Spirit	Org	PH Sur	Ex-POW	DAV	Ppll Hrt	Gold Star	Antiq.	Vin-tage	Motor-cycle	Snw-mobl	Comm	Apport-ioned	Farm	Farm Semi	Mni Trk	Local	Soil-Wtr	SME	10% Red.
ADAMS	14	18,015	-	144	1	22	886	219	1,119	323	5	-	-	25	22	2	38	-	1,000	2	7,471	-	2,149	257	5	18	5	6	-
ANTELOPE	26	4,270	-	21	-	10	336	8	215	55	1	-	-	6	5	-	21	-	340	8	1,958	-	2,675	298	8	3	7	22	-
ARTHUR	91	236	-	2	-	1	23	-	19	1	-	-	-	-	-	-	-	-	3	3	56	-	306	3	-	-	-	6	-
BANNER	85	422	-	2	-	-	42	-	14	5	-	-	-	-	2	1	-	-	24	-	77	-	633	46	-	-	-	8	-
BLAINE	86	265	-	2	-	-	34	-	13	5	-	-	-	-	-	-	-	-	10	-	50	-	431	-	-	-	-	4	2
BOONE	23	3,617	-	9	-	8	222	6	187	73	1	-	1	5	3	-	19	-	211	6	1,480	-	2,117	303	-	-	6	9	1
BOX BUTTE	65	6,900	-	44	-	4	490	20	288	104	-	-	-	4	2	1	47	-	679	6	3,707	-	2,023	116	-	14	-	6	4
BOYD	63	1,349	-	8	-	2	107	4	34	9	-	-	-	-	1	-	9	-	121	-	446	-	952	3	1	-	1	-	-
BROWN	75	1,777	2	18	-	1	143	3	75	23	-	-	-	1	3	-	2	-	101	5	839	-	1,231	34	-	2	8	18	-
BUFFALO	9	26,894	-	186	3	30	1,240	144	1,311	401	15	-	-	44	29	3	58	-	1,547	7	11,356	-	3,377	340	5	7	-	68	25
BURT	31	4,154	-	26	-	7	238	2	315	59	1	-	2	8	3	-	17	-	343	9	1,950	-	1,562	230	2	3	5	-	-
BUTLER	25	5,624	-	25	-	5	310	6	311	60	3	-	-	2	8	1	28	-	299	3	2,180	-	2,535	240	6	1	13	1	-
CASS	20	15,541	-	116	1	23	1,122	41	1,095	236	17	-	-	29	17	3	30	-	1,157	22	6,777	-	2,046	150	1	1	9	8	-
CEDAR	13	5,302	-	22	-	3	326	7	118	45	2	-	-	2	5	1	14	-	287	34	2,057	-	2,716	219	2	2	4	20	-
CHASE	72	2,237	-	21	-	1	189	5	169	43	1	-	1	1	1	-	2	-	154	1	1,334	-	1,651	221	3	6	3	11	3
CHEERY	66	3,226	-	19	-	1	234	9	152	43	1	-	-	5	3	2	9	-	176	7	1,294	-	2,359	47	1	-	-	11	-
CHEYENNE	39	6,376	-	32	-	6	485	27	211	70	5	-	-	3	8	2	29	-	421	2	2,930	-	1,765	122	-	2	-	9	4
CLAY	30	3,903	-	31	-	2	353	2	259	52	-	-	-	5	1	-	25	-	245	-	2,196	-	2,007	328	2	1	4	16	1
COLFAX	43	6,365	-	16	-	8	349	17	289	81	3	-	-	1	1	-	18	-	275	16	2,291	-	1,794	184	2	10	-	13	-
CUMING	24	5,813	-	24	1	4	289	43	253	49	1	-	1	2	9	-	16	-	249	10	2,252	-	2,459	60	1	11	1	-	-
CUSTER	4	6,712	-	29	-	10	606	26	343	67	1	-	1	19	8	2	22	-	428	8	2,563	-	4,459	470	4	3	24	45	14
DAKOTA	70	12,365	-	111	-	9	408	1	260	125	-	-	1	3	11	-	7	-	517	46	4,263	-	708	93	1	1	-	4	-
DAWES	69	4,541	-	45	-	16	306	45	154	21	-	1	1	9	8	1	6	-	348	10	1,972	-	1,459	16	-	5	4	37	-
DAWSON	18	13,979	-	81	1	7	693	46	562	173	5	-	2	6	16	2	35	-	647	5	6,170	-	3,130	34	3	3	3	28	-
DEUEL	78	1,288	-	6	-	-	103	6	44	13	-	-	-	4	1	-	8	-	85	-	726	-	733	15	-	-	5	4	1
DIXON	35	3,823	-	27	-	3	237	6	172	32	-	-	-	-	2	-	8	-	200	13	1,336	-	1,283	124	2	1	-	13	-
DODGE	5	21,671	-	149	2	52	986	42	1,225	242	15	-	1	21	22	3	72	-	1,295	10	8,390	-	1,843	174	4	13	-	10	1
DOUGLAS	1	304,316	-	1,893	10	229	4,501	1,286	13,182	3,468	1,101	1	6	117	175	30	435	-	10,052	112	62,468	-	515	19	2	157	-	9	1
DUNDY	76	1,211	-	12	-	1	89	1	59	23	-	-	-	3	-	-	2	-	70	-	546	-	1,070	91	1	-	-	7	-
FILLMORE	34	3,597	-	36	-	2	261	4	213	45	1	-	-	16	7	1	31	-	248	3	1,843	-	2,032	318	6	17	2	56	-
FRANKLIN	50	1,953	-	25	-	-	147	2	90	40	-	-	-	6	2	-	13	-	97	-	804	-	1,699	172	-	-	4	-	-
FRONTIER	60	1,641	-	10	-	-	143	14	80	7	-	-	-	3	2	-	5	-	94	-	681	-	1,642	136	2	-	-	8	-
FURNAS	38	3,184	-	31	-	7	271	20	157	24	4	-	-	1	1	-	13	-	214	-	1,604	-	1,429	175	-	1	16	6	14
GAGE	3	13,306	-	73	2	12	781	74	613	202	1	-	-	23	13	2	89	-	584	42	5,935	-	3,105	199	1	9	17	17	-
GARDEN	77	1,299	-	12	-	2	90	-	62	3	-	-	-	2	1	-	6	-	68	3	560	-	934	25	-	1	-	6	2
GARFIELD	83	1,142	-	10	-	3	97	-	59	6	-	-	-	1	1	-	8	-	61	1	493	-	667	28	-	2	-	12	1
GOSPER	73	1,267	-	6	-	-	85	1	106	24	-	-	1	1	6	-	4	-	65	1	577	-	817	53	2	-	8	10	-
GRANT	92	321	-	3	-	-	35	1	26	1	-	-	-	-	-	-	-	-	12	-	146	-	397	9	-	-	-	6	-
GREELEY	62	1,584	-	7	-	2	89	2	76	15	-	-	1	1	2	3	5	-	77	1	618	-	1,088	89	1	-	28	-	10
HALL	8	34,811	-	212	-	33	1,373	130	1,690	478	13	-	-	28	19	4	93	-	1,791	9	14,152	-	2,414	380	1	24	11	36	1
HAMILTON	28	5,746	-	34	-	6	380	10	341	98	2	-	1	7	9	-	34	-	423	3	2,696	-	2,129	372	2	5	4	23	6
HARLAN	51	2,194	-	21	-	2	142	5	100	23	-	-	-	3	1	-	2	-	157	2	968	-	1,373	158	-	-	5	-	-
HAYES	79	588	-	2	-	1	40	1	9	10	-	-	-	-	1	-	-	-	19	-	142	-	990	82	1	-	-	5	-
HITCHCOCK	67	1,872	-	10	-	1	136	2	48	17	-	-	-	1	2	-	-	-	117	-	1,021	-	1,108	35	1	-	-	12	-
HOLT	36	6,449	-	23	1	8	459	46	274	86	1	-	1	5	9	3	11	-	379	39	2,592	-	3,692	145	12	2	2	20	64
HOOVER	93	519	-	2	-	1	33	3	10	1	-	-	-	-	1	-	-	-	14	1	223	-	339	1	-	1	1	8	-
HOWARD	49	4,115	-	25	-	1	291	1	261	45	1	-	-	1	7	-	31	-	224	18	1,809	-	1,890	162	1	8	19	8	-
JEFFERSON	33	4,592	-	29	-	10	350	58	228	76	1	-	-	5	4	1	19	-	252	5	2,300	-	1,981	106	2	4	6	2	-
JOHNSON	57	2,807	-	17	-	1	161	1	114	28	-	-	-	-	1	1	21	-	138	-	1,172	-	1,068	44	-	-	9	5	-
KEARNEY	52	4,072	-	32	-	7	293	25	228	60	-	-	-	3	4	1	23	-	270	-	1,901	-	1,887	333	-	-	11	9	3
KEITH	68	5,576	-	67	-	12	510	10	285	78	3	-	-	3	8	5	5	-	295	-	2,747	-	1,557	11	2	1	2	10	-
KEYA PAHA	82	490	-	1	-	-	36	1	25	5	-	-	-	-	1	-	4	-	24	-	128	-	625	14	2	-	-	2	-
KIMBALL	71	2,201	-	24	-	2	187	-	98	18	-	-	-	1	1	2	1	-	121	-	1,063	-	894	84	4	-	-	44	-
KNOX	12	5,119	-	32	-	5	361	14	204	30	1	-	1	3	10	3	28	-	282	14	2,119	-	2,430	172	5	1	5	10	-
LANCASTER	2	159,762	-	1,024	12	283	3,884	393	8,178	2,432	33	-	6	226	119	19	1,067	-	6,854	50	40,332	-	3,155	181	4	105	4	14	1
LINCOLN	15	21,763	-	237	1	30	1,627	39	949	351	61	-	1	18	21	-	40	-	1,504	2	9,352	-	4,197	117	2	5	3	22	-
LOGAN	87	488	-	4	-	-	52	-	33	15	1	-	-	1	-	-	-	-	17	1	132	-	525	42	-	-	-	8	-
LOUP	88	417	-	6	-	1	48	-	21	3	1	-	-	-	-	-	2	-	18	-	124	-	441	5	1	-	2	-	3
MADISON	7	20,720	-	94	-	21	1,026	174	927	345	4	-	-	3	23	2	124	-	1,358	23	8,623	-	2,271	244	2	17	4	17	-
MCPHERSON	90	283	-	3	-	1	21	-	14	3	-	-	-	-	1	-	-	-	10	1									

2012 DMV Annual Report

COUNTY	NO	NON-RESIDENT							TRAILER							DEALER							GOVERNMENT				2012 Total		
		Bus	Comm	Bus	MC	Pass	Film	Day	Trlr	Comm.	Utility	Farm	Semi	Fert-lizer	Apport-	Pole	Pass-enger	Per-sona	MC	Trlr	Trans-porter	Boat	Rep	Snw	State	County		Muni-cipal	School
ADAMS	14	90	-	-	-	-	-	-	964	3,057	1,050	312	633	-	5	225	5	12	18	-	-	-	-	-	-	178	347	200	38,830
ANTELOPE	26	-	2	-	-	-	-	-	227	1,522	1,114	122	346	-	1	33	5	1	3	-	-	-	-	-	-	122	144	103	14,012
ARTHUR	91	-	-	-	-	-	-	-	9	72	199	-	-	-	-	-	-	-	-	-	-	-	-	-	14	-	-	964	
BANNER	85	-	-	-	-	-	-	-	17	93	359	3	-	-	-	-	-	-	-	-	-	-	-	-	31	-	-	1,796	
BLAINE	86	-	-	-	-	-	-	-	16	22	303	-	-	-	-	3	1	-	-	-	-	-	-	-	33	1	29	1,224	
BOONE	23	-	1	-	-	-	-	-	154	892	1,003	107	332	-	5	35	1	1	1	-	-	-	-	-	-	91	102	57	11,066
BOX BUTTE	65	8	1	-	-	-	1	-	334	1,791	891	30	234	-	2	36	2	-	1	-	-	-	-	-	100	160	53	18,104	
BOYD	63	1	-	-	-	-	-	-	35	308	579	2	38	-	3	7	-	-	-	-	-	-	-	-	55	21	42	4,138	
BROWN	75	4	-	-	-	-	-	-	149	600	663	26	155	-	6	36	2	-	3	-	-	-	-	-	92	69	15	6,106	
BUFFALO	9	108	6	-	-	-	2	-	894	6,316	1,573	386	502	-	6	305	8	8	34	-	-	-	-	-	230	307	195	57,977	
BURT	31	1	-	-	-	-	-	-	90	1,238	563	26	252	-	2	34	1	3	2	-	-	-	-	-	84	121	75	11,428	
BUTLER	25	25	-	-	-	-	-	-	168	1,444	1,076	193	482	-	3	22	2	1	4	-	-	-	-	-	185	87	64	15,417	
CASS	20	44	66	2	17	157	-	27	312	4,195	621	62	3	-	5	179	5	3	8	-	-	-	-	-	184	173	127	34,632	
CEDAR	13	14	-	-	-	-	-	1	165	1,593	983	68	123	-	3	40	-	1	5	-	-	-	-	-	92	141	97	14,514	
CHASE	72	-	-	-	-	-	-	-	144	933	817	58	370	-	-	54	-	1	4	-	-	-	-	-	79	109	70	8,697	
CHERRY	66	22	-	-	-	-	-	-	127	1,024	1,627	21	-	-	2	37	3	3	6	-	-	-	-	-	241	167	38	10,819	
CHEYENNE	39	15	4	-	-	-	-	-	143	1,909	515	29	78	-	5	64	2	5	7	-	-	-	-	-	121	165	105	15,676	
CLAY	30	-	3	-	-	-	-	-	228	1,181	852	93	1,029	-	-	49	2	1	4	-	-	-	-	-	74	153	71	13,173	
COLFAX	43	6	-	-	-	-	-	-	215	998	696	177	424	-	-	53	2	-	1	-	-	-	-	-	66	131	76	14,578	
CUMING	24	2	-	-	-	-	1	-	279	1,410	984	40	256	-	4	43	-	-	4	-	-	-	-	-	42	111	67	14,791	
CUSTER	4	1	4	-	-	-	-	-	378	1,720	2,308	107	306	-	12	52	1	1	5	-	-	-	-	-	222	167	123	21,271	
DAKOTA	70	36	1	-	-	-	2	-	411	2,103	313	180	17	-	-	215	3	7	11	-	-	-	-	1	109	191	84	22,611	
DAWES	69	6	-	-	-	1	-	1	148	1,158	778	20	1	-	2	142	4	8	11	-	-	-	-	1	131	129	41	11,587	
DAWSON	18	11	-	-	-	-	3	-	836	3,465	1,548	28	462	-	-	180	1	2	11	-	-	-	-	-	169	287	156	32,790	
DEUEL	78	-	-	-	-	-	-	-	57	417	346	4	295	-	-	1	-	-	1	-	-	-	-	-	39	56	27	4,276	
DIXON	35	-	-	-	-	-	-	-	90	988	535	43	-	-	-	7	-	-	1	-	-	-	-	-	54	121	59	9,180	
DOGUE	5	58	-	-	-	4	-	1	517	4,115	687	105	353	-	2	410	12	21	32	-	-	-	-	-	88	477	151	43,277	
DOUGLAS	1	1,698	78	1	54	548	-	24	3,002	17,302	110	286	1	-	47	2,474	63	86	52	-	-	-	9	55	1,256	2,327	888	434,457	
DUNDY	76	-	-	-	-	-	-	-	77	298	497	9	6	-	6	7	-	-	-	-	-	-	-	-	62	33	45	4,226	
FILLMORE	34	13	-	-	-	-	-	-	216	1,051	812	75	604	-	-	21	2	-	2	-	-	-	-	-	66	118	56	11,775	
FRANKLIN	50	3	-	-	-	-	-	-	65	550	649	11	286	-	4	2	1	-	-	-	-	-	-	1	60	87	29	6,802	
FRONTIER	60	-	-	-	-	-	-	-	57	568	762	28	126	-	2	1	-	-	-	-	-	-	-	-	86	29	66	6,193	
FURNAS	38	-	-	-	-	-	1	-	227	1,093	621	17	576	-	2	54	2	-	6	-	-	-	-	-	88	133	92	10,084	
GAGE	3	57	1	-	-	-	1	5	530	2,910	1,043	88	302	-	5	137	8	4	15	-	-	-	-	-	150	278	187	30,821	
GARDEN	77	5	-	-	-	-	1	-	31	498	513	17	102	-	-	5	-	-	1	-	-	-	-	-	102	9	18	4,378	
GARFIELD	83	6	-	-	-	-	-	-	83	428	396	31	-	-	-	4	-	-	-	-	-	-	-	-	59	34	9	3,634	
GOSPER	73	-	-	-	-	-	-	-	76	573	462	5	120	-	-	10	4	-	-	-	-	-	-	-	59	6	13	4,362	
GRANT	92	-	-	-	-	-	-	-	19	186	230	7	-	-	2	1	-	-	2	-	-	-	-	-	44	5	14	1,467	
GREELEY	62	2	-	-	-	-	-	-	94	372	569	57	115	-	1	7	-	-	-	-	-	-	-	-	72	62	54	5,104	
HALL	8	160	6	-	2	4	-	2	1,199	5,952	934	404	993	-	25	630	13	27	36	-	-	-	-	-	247	440	250	69,027	
HAMILTON	28	-	-	-	-	1	-	1	442	1,614	1,003	54	761	-	1	25	-	-	5	-	-	-	-	-	111	106	85	16,540	
HARLAN	51	1	-	-	-	-	-	-	82	938	567	10	142	-	1	21	1	-	-	-	-	-	-	-	47	50	24	7,040	
HAYES	79	-	-	-	-	-	-	-	15	187	396	3	27	-	1	-	-	-	-	-	-	-	-	1	47	3	23	2,594	
HITCHCOCK	67	-	-	-	-	-	-	-	135	737	594	11	155	-	4	3	-	-	-	-	-	-	-	-	36	94	34	6,186	
HOLT	36	14	-	-	-	-	1	-	328	2,114	2,383	119	227	-	5	97	6	-	14	-	-	-	-	-	169	177	61	20,038	
HOOKER	93	4	-	-	-	-	-	-	52	143	203	1	-	-	2	-	-	-	-	-	-	-	2	-	35	19	20	1,639	
HOWARD	49	2	-	-	-	-	-	-	109	1,434	784	74	270	-	2	68	1	2	6	-	-	-	-	-	106	70	52	11,898	
JEFFERSON	33	22	2	-	-	-	-	2	199	1,131	914	12	616	-	4	42	6	5	3	-	-	-	-	-	143	99	85	13,316	
JOHNSON	57	2	-	-	-	-	-	-	88	554	507	10	166	-	3	36	3	-	3	-	-	-	-	-	96	43	49	7,148	
KEARNEY	52	1	-	-	-	-	-	-	126	1,307	712	58	798	-	-	27	2	-	3	-	-	-	-	-	83	90	76	12,445	
KEITH	68	2	1	-	-	-	-	-	299	2,592	923	3	113	-	1	46	8	3	2	2	-	-	-	-	96	119	55	15,452	
KEYA PAHA	82	8	-	-	-	-	-	-	14	247	355	-	-	-	-	-	-	-	-	-	-	-	-	-	42	2	4	2,030	
KIMBALL	71	1	-	-	-	-	-	-	116	586	410	10	42	-	-	30	3	-	1	-	-	-	-	-	73	70	33	6,120	
KNOX	12	21	-	-	-	-	-	-	196	1,665	1,252	35	81	-	2	49	10	1	1	-	-	-	-	-	98	184	84	14,528	
LANCASTER	2	524	17	-	4	45	-	6	3,261	14,471	1,352	312	184	-	8	1,344	41												



An Affirmative Action/Equal Employment Opportunity Agency