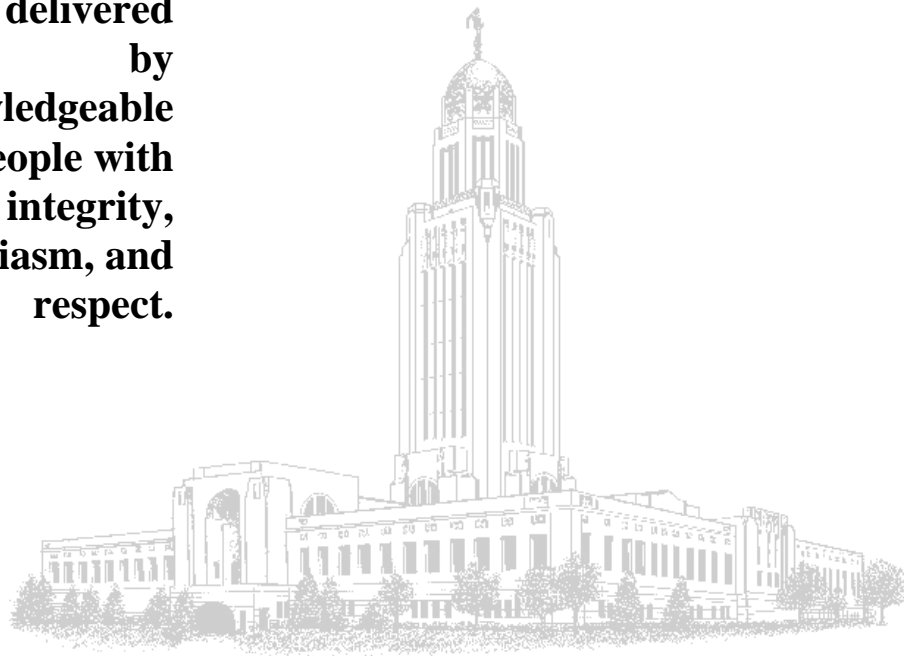


2008 ANNUAL REPORT



**Exceptional
service delivered
by
knowledgeable
people with
integrity,
enthusiasm, and
respect.**



Dave Heineman, Governor
Beverly Neth, Director



Dave Heineman
Governor

STATE OF NEBRASKA

DEPARTMENT OF MOTOR VEHICLES
Beverly Neth
Director

April, 2009

I am pleased to announce that the Department of Motor Vehicles' 2008 Annual Report will be published solely in electronic format. A downloadable copy of the Report, DMV related information and all DMV forms are available via the website at www.dmv.ne.gov. I also encourage you to take the time to visit www.clickDMV.ne.gov where all of the DMV's on-line services are located.

The Report covers the period of January 1, 2008 to December 31, 2008. It contains an executive summary of the Department, specific accomplishments of the DMV divisions, and a wealth of statistical information concerning Nebraska's vehicles and drivers.

I want to thank to Governor Heineman, the state legislators, county officials, members of our advisory boards and task forces, and our partner state agencies for their support. The success of the DMV depends upon the continued support of these individuals.

If you have any questions regarding the information provided in the Annual Report or would like additional information regarding the Department of Motor Vehicles, please feel free to contact us at (402) 471-3900.

Sincerely,

Beverly Neth
Director

Table of Contents

| | |
|---|----|
| Mission/Vision Station..... | 4 |
| Executive Summary | 5 |
| Administration Division | 7 |
| Legal Division | 7 |
| Administrative License Revocation (ALR) Statistics | 9 |
| Information Systems Division..... | 10 |
| Motor Carrier Services Division | 11 |
| Motor Carrier Services Statistics..... | 12 |
| Financial Responsibility Division..... | 13 |
| Financial Responsibility Statistics | 14 |
| Driver Licensing Services | 15 |
| Driver Licensing Services Statistics | 17 |
| Driver Licensing Services Document Types | 18 |
| NE Licensed Drivers by Type of License/Permit..... | 19 |
| Licensed Drivers by County | 20 |
| Highway Safety Division | 21 |
| Motorcycle Safety Education | 31 |
| Office of Juvenile Justice and Delinquency Prevention | 31 |
| Traffic Violation Diversion Program | 32 |
| Driver and Vehicle Records Division..... | 33 |
| Driver and Vehicle Records Statistics..... | 35 |
| Total Vehicles Registered | 36 |

Nebraska Department of Motor Vehicles

Mission Statement

To promote public safety through education and regulation of drivers and motor vehicles, and to collect revenues that provide resources for state and local government operations.

Vision Statement

Exceptional service delivered by knowledgeable people with integrity, enthusiasm and respect.

NEBRASKA DEPARTMENT OF MOTOR VEHICLES **Executive Summary**

The Nebraska Department of Motor Vehicles is composed of eight divisions.

Administration houses the office of the director and oversees the operations of the other seven divisions, which includes 185 employees and an annual budget of \$24.5 million. Administration also includes the deputy director, budget and human resources officers and support staff. The director serves as the Governor's Highway Safety Representative. The director also serves as chairperson of the Motor Vehicle Industry Licensing Board.

Beverly Neth, Director
Patricia Phillips, Deputy Director

Gary Ryken, Account and Finance Manager
Arnita Endacott, Personnel Manager

Driver and Vehicle Records (DVR): (Betty Johnson, Administrator)

DVR is responsible for the administration of the statewide Vehicle Titling and Registration System (VTR). VTR is used by all 93 counties for the titling and registration of Nebraska's approximately 2.1 million motor vehicles. VTR is also the system through which all motor vehicle taxes, motor vehicle fees, motor vehicle registration fees, sales tax, wheel tax and other assorted fees are collected. The division is responsible for the state's license plate program, including the budget, inventory control of the 56 types of license plates throughout all 93 counties, and the message and specialty plate programs. The division also reviews applications and issues approximately 100,000 handicapped parking permits. The division maintains the Motor Vehicle Insurance Database.

DVR is also responsible for the database that maintains the records of 1.5 million licensed drivers and state ID card holders and the Digital Driver License System used by the counties to issue documents. The DVR Help Desk provides technology and business support for county officials and the general public. DVR also houses a Fraud Unit that investigates identity theft, driver license fraud, and title and odometer fraud.

Driver Licensing Services: (Sara O'Rourke, Administrator)

Driver Licensing Services is responsible for ensuring that individuals meet Nebraska's licensing standards and requirements for issuance of driver permits, licenses and State ID Cards. The division utilizes three systems to effectively administer its programs: the Interactive Driver License System, the Digital Driver License System, Automated Testing System and the CDL 3rd Party Tester Data Base.

The division certifies and audits 20 Driver Training Schools, 158 Driver Safety Schools, 52 Commercial Driver License (CDL) Third Party Testers and 84 Commercial Driver License Examiners. There are 97 exam offices and 99 employees located throughout the State who help individuals obtain nine different types of permits and six types of licenses and State ID cards. Thirteen of the 97 offices are open five days a week. Approximately, 583,258 applicants for driver licenses and identification cards are processed each year.

Motor Carrier Services (MCS): (Cathy Beedle, Administrator)

MCS administers a variety of programs relating to the trucking industry, including the International Registration Plan (IRP) that collects and distributes registration fees between member states (48 States, the District of Columbia and 10 Canadian Provinces). In 2008, the division collected over \$78 million total IRP fees, (retained \$28.7 million in Nebraska) and distributed the balance of \$49.5 million to other IRP jurisdictions.

MCS also administers the International Fuel Tax Agreement (IFTA) that requires the equitable distribution of fuel tax between member states (48 States, District of Columbia and 10 Provinces). In 2008, the division collected over \$23 million in fuel tax revenues -- retained \$5.2 million in Nebraska and distributed \$18.5 million to other IFTA jurisdictions

The MCS division continues to be a participant in the Unified Carrier Registration (UCR). For 2008, MCS satisfied their UCR entitlement and collected \$742,000 for the State, while providing another \$1.2 million to the UCR depository for distribution to other states.

MCS also issues certificates of titles for apportioned vehicles and audits IRP and IFTA returns.

Nebraska Office of Highway Safety: (Fred Zwonechek, Administrator)

This division coordinates, develops, and implements Nebraska's annual traffic safety plan. The purpose of the plan is to identify and prioritize Nebraska's traffic safety problems that contribute to traffic-related injuries and fatalities. As the Governor's Highway Safety Representative, the director of the agency is responsible to oversee the State's annual federal highway safety allocation to reduce traffic-related injuries and fatalities. During FY08, over 75% of the \$4,785,805 expended from federal highway funding allocations were awarded to directly benefit local, county, municipal government agencies, and local non-profit organizations. The remaining 25% of the funds were awarded to state agencies for traffic safety projects.

Legal Division: (Noelie Sherdon, Administrator)

Primary duties of the legal division involve administrative hearings, management of the Administrative License Revocation (ALR) program, legal advice, rules and regulations, legal documents, intoxilyzer training, manufacturer's warranty duties, fifteen-year license revocation reprieves, claims board, and the health advisory board. Legal's largest program is conducting hearings for administrative license revocation. In 2008, the ALR program helped to reduce Nebraska's human and economic consequences of motor vehicle crashes by affirming the administrative revocation of 11,245 drunk drivers.

Financial Responsibility (FR): (Kathy Hraban, Manager)

The Financial Responsibility Division identifies those individuals who do not drive safely and assists them in becoming safe drivers. FR denies driving privileges via disqualification (CDL licenses), suspension or revocation of driver licenses to those who cannot or will not drive safely, and subsequently reinstatement of the driver licenses. In 2008, the division revoked/suspended the driver licenses of 60,227 individuals, reinstated 57,150 driver licenses, and recorded 190,676 traffic violation convictions to driving records. FR is the point of contact for issuance of employment drive and medical hardship permits, as well as ignition interlock restricted licenses. The division also aids in the collection of traffic fines and child support order payments.

Information Systems Division (IS): (Keith Dey, Manager)

Responsible for the development, installation, maintenance and support of all DMV related business applications. Expanded the document imaging system for several divisions, on-line services, DMV website, and administrative support to DMV's main office computer systems (hardware and software).

ADMINISTRATION DIVISION

The Administration Division is the support services office for the Department of Motor Vehicles. The division includes the director, deputy director, accounting and finance manager, human resources manager and support staff. Functions in the Administration Division provide overall assistance to the operations of all sections within the Department of Motor Vehicles. Additionally, the director is the Governor's Highway Safety Representative and, as such, is responsible for oversight of the state's annual federal highway safety allocated funds. The director also serves as the chairperson of the Motor Vehicle Industry Licensing board.

LEGAL DIVISION

The Legal Division performs a variety of tasks within the Department of Motor Vehicles. Primary duties involve administrative hearings, legal advice, legislation, rules and regulations, legal documents, intoxilyzer training and administrative license revocation program, manufacturer's warranty duties, fifteen-year license revocation reprieves, claims board and the health advisory board.

Administrative Hearings

All administrative hearings for the Department are conducted by the Legal Division. Hearings are held for commercial driver license issues such as disqualifications, third party testers and commercial driver instructors; financial issues involving bankruptcies and self-insurance; and issues relating to Motor Carrier Services, such as protests under the International Registration Plan (IRP) and the International Fuel Tax Agreement (IFTA); and motor vehicle tax objections.

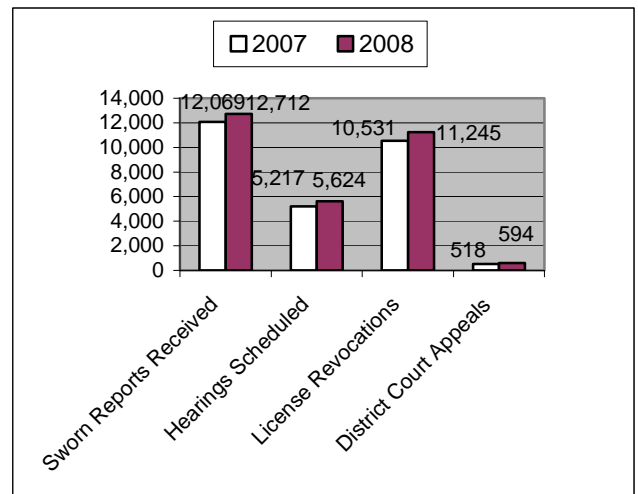
The majority of hearings are for Administrative License Revocations. Law enforcement officers have the authority to take the license of a driver who refuses or fails a chemical test. The motorist may contest the automatic revocation by petitioning for a hearing. The Department holds a hearing to decide the merit of the driver's claim. In 2008, there were 12,712 sworn reports received, 5,624 hearings scheduled and 11,245 licenses revoked. Motorists may appeal the DMV decision to the District Court. The Legal Division processed 594 District Court appeals during 2008.

Rules and Regulations, Contracts, Legal Documents

Rules and Regulations are developed through the Legal Division. New and revised rules and regulations are initiated by changes in statutes, require a public hearing and are reviewed and approved by the Attorney General and the Governor. In 2008, seven Rules and Regulations hearings were held.

The Legal Division works with other DMV divisions, the public and other agencies to develop these rules and regulations.

In addition, the Legal Division reviews and drafts contracts and other legal documents involving other agencies, outside companies and the public.



Fifteen-Year License Revocation Reprieves

A person whose license has been revoked for 15 years may file an application for reinstatement after seven years of the revocation have passed. The Legal Division reviews each application and prepares a written recommendation for the Director to provide to the Board of Pardons. In 2008, 39 applications were processed; 12 were granted reprieves.

Manufacturer's Warranty Duties (Lemon Law)

The Legal Division provides lemon law information to interested consumers. Staff answers telephone inquires and provides information on the Internet and through brochures. Nebraska is a founding member of the International Association of Lemon Law Administrators, which was organized to facilitate the flow of lemon law information across all jurisdictions on behalf of consumers. Nebraska's lemon law requires manufacturers to make a new vehicle conform to the vehicle's written warranty through either an informal settlement with a consumer or in response to a lawsuit in state court by a consumer.

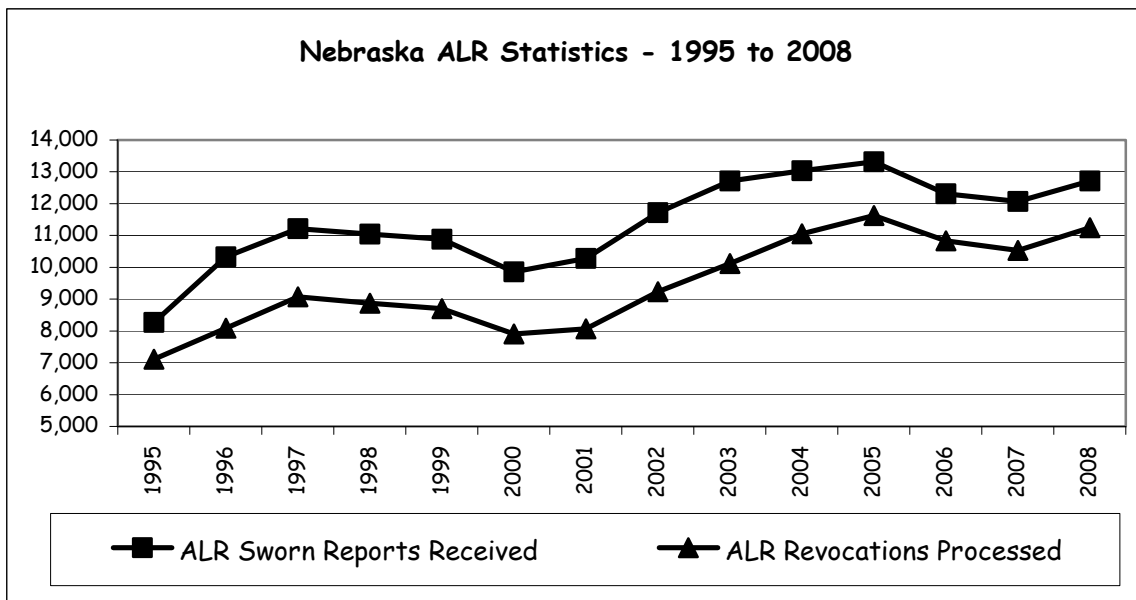
Claims Board

All claims filed against the Department of Motor Vehicles are handled by a staff attorney representing the DMV before the Claims Board. The staff attorney coordinates the agency's response to the claim and any arguments made to the Claims Board.

Other Boards and Councils

When necessary, the Health Advisory Board, composed of medical specialists, is called to make a careful medical review and evaluation to determine whether a person is physically or mentally qualified to hold a driver license. A staff attorney is present at the board meetings.

A staff attorney handles protests under the International Registration Plan (IRP) and the International Fuel Tax Agreement (IFTA). A member of the Legal Division is designated to attend Federal Bankruptcy Court whenever hearings may be necessary to protest taxes or fees owed to the Department.



Nebraska Administrative License Revocation (ALR) Statistics

| Year | DUI Arrests Reported | ALR Sworn Reports Received | * % of Sworn Reports Received Compared to Arrests | Petitions for Hearing Received | ** % of Sworn Reports Received Petitioning for Hearing | Hearings Scheduled | Dismissals/ All Reasons | *** % of Dismissals | ALR 1 Year Refusal | ALR 90 Day | ALR 1 Year | # Total ALR Revocations | ^ % of Sworn Reports Received Resulting in Revocation | Appeals Filed in District Court | % of Appeals/ ALR Revocations | Average Blood Alcohol Content |
|------|----------------------|----------------------------|---|--------------------------------|--|--------------------|-------------------------|---------------------|--------------------|------------|------------|-------------------------|---|---------------------------------|-------------------------------|-------------------------------|
| 1994 | 12,930 | 11,696 | 90.5% | 3,895 | 33.3% | 3,568 | 844 | 7.2% | 1,084 | 8,265 | 813 | 10,162 | 86.9% | N/A | N/A | 0.171 |
| 1995 | 12,841 | 8,268 | 64.4% | 3,054 | 36.9% | 3,014 | 920 | 11.1% | 835 | 5,433 | 848 | 7,116 | 86.1% | N/A | N/A | 0.172 |
| 1996 | 12,763 | 10,330 | 80.9% | 3,231 | 31.3% | 3,138 | 951 | 9.2% | 865 | 6,047 | 1,179 | 8,091 | 78.3% | 217 | 2.7% | 0.174 |
| 1997 | 13,119 | 11,217 | 85.5% | 3,971 | 35.4% | 3,698 | 1,685 | 15.0% | 985 | 6,497 | 1,586 | 9,068 | 80.8% | N/A | N/A | 0.170 |
| 1998 | 13,439 | 11,048 | 82.2% | 4,066 | 36.8% | 3,748 | 1,577 | 14.3% | 914 | 6,245 | 1,710 | 8,869 | 80.3% | N/A | N/A | 0.169 |
| 1999 | 13,422 | 10,881 | 81.1% | 4,336 | 39.8% | 4,026 | 1,725 | 15.9% | 897 | 6,072 | 1,727 | 8,696 | 79.9% | N/A | N/A | 0.168 |
| 2000 | 11,948 | 9,852 | 82.5% | 3,958 | 40.2% | 3,650 | 1,660 | 16.8% | 834 | 5,268 | 1,802 | 7,904 | 80.2% | N/A | N/A | 0.169 |
| 2001 | 12,166 | 10,283 | 84.5% | 4,196 | 40.8% | 3,883 | 1,675 | 16.3% | 746 | 5,521 | 1,798 | 8,065 | 78.4% | 387 | 4.8% | 0.164 |
| 2002 | 13,154 | 11,718 | 89.1% | 5,152 | 44.0% | 4,799 | 2,061 | 17.6% | 780 | 6,479 | 1,972 | 9,231 | 78.8% | 430 | 4.7% | 0.159 |
| 2003 | 13,415 | 12,715 | 94.8% | 5,744 | 45.2% | 5,277 | 2,418 | 19.0% | 811 | 7,052 | 2,253 | 10,116 | 79.6% | 405 | 4.0% | 0.156 |
| 2004 | 14,093 | 13,038 | 92.5% | 6,209 | 47.6% | 5,518 | 2,414 | 18.5% | 862 | 7,642 | 2,550 | 11,054 | 84.8% | 416 | 3.8% | 0.157 |
| 2005 | 14,525 | 13,321 | 91.7% | 6,581 | 49.4% | 6,040 | 2,245 | 16.9% | 872 | 7,968 | 2,789 | 11,629 | 87.3% | 436 | 3.7% | 0.160 |
| 2006 | 13,421 | 12,310 | 91.7% | 6,097 | 49.5% | 5,581 | 2,107 | 17.1% | 881 | 7,401 | 2,555 | 10,837 | 88.0% | 448 | 4.1% | 0.158 |
| 2007 | 13,437 | 12,069 | 89.8% | 5,454 | 45.2% | 5,217 | 1,968 | 16.3% | 907 | 7,267 | 2,357 | 10,531 | 87.3% | 518 | 4.9% | 0.159 |
| 2008 | NA | 12,712 | NA | 6,139 | 48.3% | 5,624 | 1,905 | 15.0% | 926 | 7,555 | 2,764 | 11,245 | 88.5% | 594 | 5.3% | 0.158 |

January 1, 1993 - Administrative License Revocation (ALR) Law
 January 1, 1994 - .02 BAC (Zero Tolerance) Under 21 Drivers
 August 28, 1999 - Open Container Law
 September 1, 2001 - .08 BAC Law
 September 4, 2005 - .16 BAC Law
 July 14, 2006 - .15 BAC Law

* ALR Sworn Reports Received / DUI Arrests Reported = Percent of Sworn Reports Received compared to Arrests
 ** Petitions for Hearing Received / ALR Sworn Reports Received = Percent of Sworn Reports Received Petitioning for Hearing
 *** Dismissal - All Reasons /ALR Sworn Reports = Percent of Dismissals
 # Total ALR Revocations Processed/Refusal, 90 Day, and 1 Year Enhanced; included Automatic Revocations and after Hearings.
 ^ Total ALR Revocations / ALR Sworn Reports Received = Percent of Sworn Reports Received Resulting in Revocation

NOTE:
 % of dismissals and % of revocations total more than 100 due to revocations dismissed pursuant to bypass [60-498. (6)] and some dismissals on appeal.

 Revocations are counted and percentage calculated on the last day of the month the revocation was ordered.

 Dismissals are counted and percentage calculated 45 days after the last day of the month the revocation was ordered.

NA - Not Available

**INFORMATION SYSTEMS
DIVISION**

The Information Systems Division of the Department of Motor Vehicles provides the tools, expertise and support needed to develop more efficient methods to serve our customers.

To meet this goal the division has personnel who specialize in:

- The management of computer systems on the IBM AS/400, IBM Mainframe and Intel platforms
- Ethernet and wireless networks
- The development, installation and support of technical solutions and business applications
- PC support, software installation and troubleshooting
- Project management

The focus of the DMV has been to provide customers with easy access to both services and data hosted by the DMV. DMV on-line services are provided through Nebraska.Gov (www.nebraska.gov), NCJIS (Nebraska Criminal Justice Information System) and to the customers of the Department of Motor Vehicles at www.clickdmv.ne.gov.

As the DMV moves towards more accessible services, coordination and cooperation with other state agencies is critical. Digital technologies are being developed and implemented to maintain and improve the security of our personal identities while making our services and information easily accessible. In 2008, the DMV developed both a Disaster Recovery Plan and a Security Plan. These plans will be implemented in 2009.

In 2008, the IS Division expanded the use of the new enterprise document imaging system. The imaging system was expanded to include service to the Motor Carrier and Driver and Vehicle Divisions.

The Department's on-line services were also expanded to include vehicle registration renewal, specialty plate ordering, a motor carrier payment portal and a redesigned web page. In 2009, the Department will offer on-line Driver License Renewal.

**MOTOR CARRIER
SERVICES DIVISION**

The Division of Motor Carriers' "One-Stop Shop" administers a variety of programs relating to the trucking industry:

- The International Registration Plan (IRP), a vehicle registration program whose purpose is to collect and distribute registration fees between member states
- The International Fuel Tax Agreement (IFTA), an agreement between member states for the purpose of equitable distribution of fuel tax
- The Unified Carrier Registration (UCR) program, created by Congress in 2005 to replace the Single State Registration System (SSRS). All motor carriers, motor private carriers brokers and freight forwarders are required to pay UCR fees annually
- The issuance of certificates of title, noting of liens and collection of sales tax and tire fee for apportioned vehicles
- The auditing of motor carrier fuel and mileage records, in accordance with the IRP and IFTA agreements

Additional activities in the achievement of our goals/accomplishments include:

The passage of LB756 in 2008, changed the way IRP applications are processed. Applications for refund are now based on the date of the transfer or loss of the vehicle. Applications for new registrations are based on the date the vehicle was placed into service, or the date the previous registration expired, whichever is first.

IFTA Tax Returns: The division's on-line IFTA return application continued to be utilized by more and more trucking companies during 2008. Over 7,000 IFTA returns were filed on the web, an increase from the previous year of more than 1,000 returns.

IFTA On-Line Payments: Beginning in September 2008, the division began offering on-line payments for IFTA taxes.

IRP Renewal Applications: Usage of the division's on-line IRP Renewal application increased for the forth-straight year, from 1,461 in 2007 to 1,564 in 2008.

Motor Carrier Services Statistics – 2008

| | |
|--|----------------------|
| Nebraska Based Carriers | |
| IRP Carriers | 4,015 |
| IRP Fleets | 4,102 |
| IFTA Carriers | 4,149 |
| UCR Carriers | 5,155 |
| Nebraska Based Vehicles | |
| Power Units | 38,174 |
| Trailer Units | 73,173 |
| Total Power/Trailer Units | 111,347 |
| Nebraska Based Carriers Field Audits | |
| IRP | 148 |
| IFTA | 109 |
| Audits Processed from other Jurisdictions | 4,685 |
| Titles Issued for Apportioned Vehicles | 14,779 |
| Liens Noted | 6,996 |
| Total IFTA Decals Issued | 53,240 |
| International Registration Plan | |
| Fees Distributed to other IRP States | \$49,586,255 |
| Nebraska IRP Fees to Highway Trust Fund | \$28,733,653 |
| Total IRP Fees Collected | \$78,319,908 |
| International Fuel Tax Agreement | |
| Taxable Gallons | 291,610,400 |
| Tax Paid Gallons Paid at Nebraska Retail Outlets | 272,320,527 |
| Net Gallons (calculated) | 19,289,873 |
| Tax Distributed to other IFTA States | \$18,572,157 |
| Nebraska Tax Collected on Returns | \$5,232,370 |
| Total Tax Collected through the IFTA Program | \$23,504,527 |
| Total Fuel Tax Paid by IFTA Carriers (calculated) | \$71,444,548 |
| 291,610,400 x average tax rate (.245) | |
| UCR Fees (Unified Carrier Registration) | |
| Fees Distributed to other UCR States | \$1,234,144 |
| Nebraska Fees to General Fund | \$741,974 |
| Total UCR Fees Collected | \$1,976,118 |
| Total MCS Fees and Tax Collection | |
| Fees Distributed to Highway Trust Fund | \$33,966,023 |
| Fees Distributed to the General Fund | \$741,974 |
| Fees Distributed to other States | \$69,392,556 |
| Total MCS Fees and Taxes Collected | \$104,100,553 |
| IRP on-line Filings | |
| Renewal filings | 1,461 |
| Temporary Registrations | 19,912 |
| IFTA on-line Filings | |
| 4th Quarter Return 2007 | 1,838 |
| 1st Quarter Return 2008 | 1,754 |
| 2nd Quarter Return 2008 | 1,871 |
| 3rd Quarter Return 2008 | 1,927 |
| Total Returns Filed Via the Web | 7,390 |

FINANCIAL RESPONSIBILITY DIVISION

The goal of the Financial Responsibility Division (FR) is to identify those individuals who do not drive safely, to assist individuals in becoming safe drivers, or to deny driving privileges to those who cannot or will not drive safely, and aid the courts in collecting traffic

violation fines and support order payments.

Major activities in 2008:

- Legislative Changes:

LB 736 went into effect on January 1, 2009, and provided for issuance of an ignition interlock permit. Major changes were made to the interlock computer application in preparation for the new permit. The law changes provided for more restricted driving privileges with the interlock system – work, to school, to alcohol treatment and to the interlock service center. The individual still must provide a certified copy of the court order, certificate of installation, and surrender the license prior to being issued the permit.

MasterCard payments through Nebraska.gov's secure payment processor. The service also provides information regarding license status, number of points accumulated, and the ending date for maintaining an SR-22 certificate of insurance.

In 2007, the Financial Responsibility Staff responded to 107,021 phone inquiries compared to 2008 when the Staff responded to 71,854 phone inquiries. The availability of the on-line driver license reinstatement service reduced the number of phone calls for the Division.

- Customer Service:

Beginning January 2008, a new on-line driver license reinstatement service was available through the Department of Motor Vehicles website. An individual whose driver license has been suspended or revoked can now go on-line to obtain the information required to reinstate their driving privileges. The site also processes Visa and

Additional activities in the achievement of our goals/accomplishments include:

- process driver license suspensions, revocations, and reinstatements which includes data entry on computer work files
- update a driver's traffic violation record
- respond to phone inquiries and walk-in customers.

Financial Responsibility Statistics 2008

| <i>Traffic Violation Suspensions/Revocations</i> | |
|---|---------------|
| Court-Ordered Suspensions | 7,572 |
| Insurance Cancellation Suspensions | 7,038 |
| Failure to Comply with Traffic Citations Suspensions | 18,733 |
| Point Revocations | 1,829 |
| Administrative License Revocations (ALR) | 11,245 |
| Commercial Driver License (CDL) Disqualifications Revocations | 1,181 |
| No Proof Insurance Suspensions | 5,438 |
| Accident Suspensions | 1,523 |
| Violate Support Order | 4,667 |
| Underage 21 Driver Fail to Complete Driver Improvement Course | 1,001 |
| Total Suspensions/Revocations | 60,227 |
| <i>Traffic Violation Reinstatements</i> | |
| Court-Ordered Suspensions | 6,573 |
| Insurance Cancellations | 6,976 |
| Failure to Comply with Traffic Citations | 21,177 |
| Point Revocation | 1,843 |
| Administrative License Revocations (ALR) | 8,931 |
| Commercial Driver License (CDL) Disqualifications | 502 |
| No Proof Insurance | 5,538 |
| Accident | 1,502 |
| Support Order | 3,102 |
| Underage 21 Driver Fails to Complete Driver Improvement Course | 1,006 |
| Total Reinstatements | 57,150 |
| <i>Miscellaneous</i> | |
| Employment Driving Permits Issued | 637 |
| Traffic Violation Convictions | 190,676 |

DRIVER LICENSING SERVICES

The goal of Driver Licensing Services is to ensure that persons who meet Nebraska's identification and licensing requirements are issued a permit, operator's license or commercial driver's license and that individuals who meet the identification requirements set forth in state statute are issued a State ID Card. It is our goal to provide quality service that is applied fairly and consistently to all applicants in a helpful and friendly manner.

Major activities in 2008:

Conduct Examinations

During 2008, Driving Licensing Staff processed 583,258 applicants in 97 exam stations statewide. This included new applicants (licensed individuals who moved to Nebraska from another state, individuals who had never been issued a license document before and individuals whose Nebraska license document had been expired over one year) and renewal applicants.

Renewal Notices

Renewal notices are sent 90 days in advance of the expiration of a driver license or State ID Card. In 2008, the Department sent out 255,307 renewal notices. Of those, 170,099 (67%) of the applicants presented, as requested, a completed renewal notice to Driver Licensing staff, an action that greatly expedited the applicant's time spent at the DMV.

Additional activities in the achievement of our goals/accomplishments include:

- Audited 52 CDL Third Party Testers (companies). Auditors also observed 81 skills tests being administered by third party examiners (50 overtly and 31 covertly). DMV certified that individuals who work for these companies are authorized to administer skills testing for applicants who desire a commercial driver license. The Federal Motor Carrier Safety Administration requires the DMV to audit these companies each year. The audit consists of a review of paperwork and sample retesting of drivers that have previously passed.
- Audited 20 Driver Training Schools. Driver Training Schools teach individuals how to drive a motor vehicle. During each audit, the facilities of the school are inspected to make sure all requirements are met as outlined in the rules and regulations.
- Audited 61 DMV approved Driver Safety Courses; six schools were added and three schools dropped their certification. The Department currently has 158 DMV approved Driver Safety Courses. DMV certifies that instructors who work for these courses provide 20 hours of classroom training and 5 hours of behind the wheel training for individuals between the ages of 14-18. These instructors are also authorized to administer the DMV drive test upon completion of the course. The audit consists of a review of their paperwork and their DMV approved drive test route.
- The Nebraska Driver's Manual and written tests (English and Spanish versions) were updated with legislative changes from the previous year's legislative session.
- The interactive driver license practice test was updated with legislative changes from the previous year's legislative session. This interactive test can be found on the Department's website and assists individuals studying for the written driver license examination. The website is: www.dmv.ne.gov

- State statute allows physicians, law enforcement officers or individuals who are concerned about another individual's capability to operate a motor vehicle safely to request a re-examination of the individual. If the Department's investigation shows that a re-examination is warranted, the individual is required to appear before driver license staff on a specified date and time at a specific driver licensing office. During the re-examination, the applicant must present a medical and vision statement that meets the Department's minimum standards and pass the written and drive tests. If the applicant is unable to meet the medical and vision minimum standards or pass the written or drive tests, his or her license is cancelled. In 2008, 732 applicants were re-examined. Of those applicants, 18% retained their license, 9% voluntarily surrendered their license and 73% had their license cancelled.

Driver Licensing Services Statistics

Total Applicants Tested in 2008 583,258

Note: Numbers represent applicants tested, not documents issued

Commercial Driver License (Class A, B & C)

| | |
|-----------------------|--------|
| Class A New | 17,530 |
| Class A Renewal | 11,679 |
| Class B New | 8,086 |
| Class B Renewal | 3,683 |
| Class C New | 996 |
| Class C Renewal | 563 |

Restricted Commercial Driver License (Class B & C)

| | |
|--------------|-----|
| New..... | 207 |
| Renewal..... | 31 |

Learner's Permit Commercial (LPC)..... 5,418

Seasonal Permits 317

Operator's License (Class O)

| | |
|--------------|---------|
| New..... | 91,338 |
| Renewal..... | 224,748 |

Motorcycle License (Class M)

| | |
|--------------|----|
| New..... | 11 |
| Renewal..... | 1 |

Motorcycle Endorsement..... 38,250

Provisional Operator's Permits (POP) 23,900

State Identification Cards 47,665

Learner's Permits

| | |
|---------------------|--------|
| Class O | 53,874 |
| Class M..... | 4,350 |
| School Permits..... | 4,945 |

LPE (School Learner's Permit) 7,264

School Bus Permits 8,682

Farm Husbandry Permits (Tractor)..... 111

Miscellaneous

| | |
|---|--------|
| Reinstatements/cancellations | 15,521 |
| Recalls..... | 465 |
| Restriction/Endorsement/Change or Remove | 7,784 |
| Duplicate/Replacement Commercial Driver License | 4,121 |
| Out of State/Early Renewals | 1,493 |
| Corrections | 225 |

2008 Driver Licensing Services Document Types

| Document Type/Class | Min. Age | Renewal Times | & Information | Involved Issuance | Duplicate Issuance | Full Cost |
|---|----------|---|---|-------------------|--------------------|------------------------------|
| Operator's License, Class O | 17 | Age 21, then every 5 yrs. | Must have held POP for 1yr, <3 pts. on record | State/County | County | \$24.00 For 5 yr. license |
| Motorcycle License | 17 | Age 21, then every 5 yrs. | Must have held POP for 1yr, <3 pts. on record | State/County | County | \$24.00 For 5 yr. license |
| School Permit (SCP) | 14 | 2 yrs. | Max age 16 and 3 months * | State/County | County | \$8.00 |
| Provisional Operator's Permit (POP) | 16 | None | Expires on 18 th birthday ** | State/County | County | \$15.00 |
| Learner's Permit (LPD) | 15 | 1 yr. | | State/County | County | \$8.00 |
| Learner's Permit (LPE) | 14 | 3 mo. | Max age 16 | State/County | County | \$8.00 |
| Farm Husbandry Permit (Special) | 13 | 3 yrs. | Max age 16 | State | State | \$5.00 |
| Farm Husbandry Permit (Temporary) | 13 | 6 mos. | Max age 16 | State | State | \$5.00 |
| School Bus Permit | 18 | 1 yr. | On birthday | State/County | State/County | \$0 |
| Commercial Driver's License (CDL) Class B & C | 18 | 21 st birthday, then every 5 years | Intrastate only, and must be eligible for operator's license. | State/County | State/County | \$55.00 |
| Commercial Driver's License (CDL) Class A | 18 | 21 st birthday, then every 5 years | Intrastate only | State/County | State/County | \$55.00 |
| Commercial Driver's License (CDL) Class A,B,C | 21 | 5 yrs. | Interstate | State/County | State/County | \$55.00 |
| Restricted CDL (RCDL) | 18 | 21 st birthday, then every 5 years | Must have possessed operator's license for at least 1 year prior to issuance. | State/County | State/County | \$55.00 |
| Commercial Drivers License Permit (CDL) | 18 | 6 mos. | Must be eligible for operator's license. 2 in 2 yrs. | State/County | State/County | \$10.00 |
| Seasonal Permit | 18 | 21 st birthday, then every 5 years | Must have possessed operator's license for at least 1 year prior to issuance. | State/County | State/County | \$10.00 |
| State Identification Card | 0 | 21 st birthday, then every 5 yrs | | State/County | State/County | \$24.00 |
| State Work Permit | 16 | 6 mos. | Max 3 yrs. | State/County | State/County | \$45.00 |

The above are also available in "duplicate" format if lost.

Changes outside of renewal periods when turning in a document are considered "replacement" documents. Valid fields that can be changed include: name, address, height, weight, hair and eye color.

* Must hold an LPE or LPD for at least 2 months before making application for an SCP

**Must hold LPE, SCP or LPD for at least 6 months and not accumulate 3 or more points during 6-month period immediately preceding POP application date.

Nebraska Licensed Drivers by Type of License/Permit for 2008

| Age | Operator's License - Class O | Operator's License - Class O/ Motorcycle Class M | Motor-cycle License / Class M | Commercial Driver's License | | | | | | Learner's Permit | | School Learner's Permit / SCP | Provisional Operator's Permit / POP | Total License Drivers | |
|--------------|------------------------------|--|-------------------------------|-----------------------------|---------------|--------------|-----------------|-----------------|-----------------|------------------|----------------------------------|-------------------------------|-------------------------------------|-----------------------|---------|
| | | | | CDL A | CDL B | CDL C | CDL A & Class M | CDL B & Class M | CDL C & Class M | for School LPE | for POP, Class O & Class M & LPD | | | | |
| 14 | 0 | 0 | 0 | 0 | 0 | 0 | 0 | 0 | 0 | 0 | 704 | 0 | 1,223 | 0 | 1,927 |
| 15 | 0 | 0 | 0 | 0 | 0 | 0 | 0 | 0 | 0 | 0 | 51 | 10,765 | 3,328 | 0 | 14,144 |
| 16 | 0 | 0 | 0 | 0 | 0 | 0 | 0 | 0 | 0 | 0 | 0 | 6,676 | 0 | 15,206 | 21,882 |
| 17 | 2,740 | 74 | 0 | 0 | 0 | 0 | 0 | 0 | 0 | 0 | 0 | 2,707 | 0 | 19,611 | 25,132 |
| 18 | 20,460 | 283 | 0 | 31 | 9 | 0 | 3 | 0 | 0 | 0 | 0 | 1,442 | 0 | 0 | 22,228 |
| 19 | 22,763 | 464 | 0 | 107 | 30 | 0 | 18 | 5 | 0 | 0 | 0 | 767 | 0 | 0 | 24,154 |
| 20 | 23,574 | 569 | 1 | 179 | 60 | 1 | 43 | 7 | 0 | 0 | 0 | 539 | 0 | 0 | 24,973 |
| 21 | 21,093 | 663 | 0 | 272 | 70 | 4 | 49 | 7 | 0 | 0 | 0 | 472 | 0 | 0 | 22,630 |
| 22 | 22,956 | 733 | 0 | 345 | 119 | 12 | 96 | 13 | 2 | 0 | 0 | 437 | 0 | 0 | 24,713 |
| 23 | 24,709 | 898 | 1 | 468 | 133 | 15 | 85 | 28 | 1 | 0 | 0 | 373 | 0 | 0 | 26,711 |
| 24 | 25,754 | 979 | 0 | 549 | 183 | 25 | 108 | 22 | 1 | 0 | 0 | 351 | 0 | 0 | 27,972 |
| 25 to 29 | 119,910 | 5,049 | 1 | 3,951 | 1,208 | 149 | 805 | 173 | 16 | 0 | 0 | 1,284 | 0 | 0 | 132,546 |
| 30 to 34 | 100,327 | 5,212 | 1 | 4,763 | 1,408 | 165 | 1,089 | 274 | 13 | 0 | 0 | 770 | 0 | 0 | 114,022 |
| 35 to 39 | 95,526 | 6,100 | 2 | 5,308 | 1,695 | 181 | 1,335 | 339 | 19 | 0 | 0 | 554 | 0 | 0 | 111,059 |
| 40 to 44 | 93,996 | 6,976 | 3 | 5,690 | 1,883 | 195 | 1,666 | 393 | 32 | 0 | 0 | 419 | 0 | 0 | 111,253 |
| 45 to 49 | 108,157 | 9,125 | 1 | 7,154 | 2,223 | 304 | 2,398 | 532 | 45 | 0 | 0 | 400 | 0 | 0 | 130,339 |
| 50 to 54 | 103,924 | 8,762 | 1 | 6,740 | 2,196 | 301 | 2,262 | 540 | 42 | 0 | 0 | 327 | 0 | 0 | 125,095 |
| 55 to 59 | 94,996 | 6,724 | 1 | 5,710 | 1,845 | 252 | 1,613 | 400 | 33 | 0 | 0 | 212 | 0 | 0 | 111,786 |
| 60 to 64 | 75,428 | 4,388 | 1 | 4,180 | 1,294 | 214 | 952 | 230 | 34 | 0 | 0 | 133 | 0 | 0 | 86,854 |
| 65 to 69 | 57,236 | 2,285 | 0 | 2,780 | 958 | 143 | 533 | 100 | 18 | 0 | 0 | 57 | 0 | 0 | 64,110 |
| 70 to 74 | 46,838 | 1,247 | 0 | 1,622 | 518 | 77 | 255 | 63 | 5 | 0 | 0 | 27 | 0 | 0 | 50,652 |
| 75 to 79 | 42,312 | 714 | 0 | 768 | 274 | 44 | 79 | 15 | 1 | 0 | 0 | 12 | 0 | 0 | 44,219 |
| 80 to 84 | 33,996 | 382 | 0 | 241 | 96 | 22 | 18 | 1 | 1 | 0 | 0 | 11 | 0 | 0 | 34,768 |
| 85 to 89 | 19,728 | 145 | 0 | 35 | 10 | 2 | 1 | 2 | 0 | 0 | 0 | 12 | 0 | 0 | 19,935 |
| 90 to 94 | 6,128 | 24 | 0 | 2 | 0 | 0 | 0 | 0 | 0 | 0 | 0 | 0 | 0 | 0 | 6,154 |
| 95 to 99 | 1,126 | 1 | 0 | 0 | 0 | 0 | 0 | 0 | 0 | 0 | 0 | 0 | 0 | 0 | 1,127 |
| 100 & Over | 87 | 0 | 0 | 0 | 0 | 0 | 0 | 0 | 0 | 0 | 0 | 0 | 0 | 0 | 87 |
| Total | 1,163,764 | 61,797 | 13 | 50,895 | 16,212 | 2,106 | 13,408 | 3,144 | 263 | 755 | 28,747 | 4,551 | 34,817 | 1,380,472 | |

2008 NEBRASKA LICENSED DRIVERS BY COUNTY
Including Licensed Drivers with Permits

| County | Co. No. | Licensed Drivers | Licensed Drivers with Permits* | Total Licensed Drivers | County | Co. No. | Licensed Drivers | Licensed Drivers with Permits* | Total Licensed Drivers |
|-----------|---------|------------------|--------------------------------|------------------------|--------------|---------|------------------|--------------------------------|------------------------|
| Adams | 14 | 22,653 | 1,283 | 23,936 | Jefferson | 33 | 6,131 | 312 | 6,443 |
| Antelope | 26 | 5,434 | 283 | 5,717 | Johnson | 57 | 3,439 | 177 | 3,616 |
| Arthur | 91 | 352 | 16 | 368 | Kearney | 52 | 5,029 | 299 | 5,328 |
| Banner | 85 | 572 | 35 | 607 | Keith | 68 | 6,811 | 344 | 7,155 |
| Blaine | 86 | 413 | 20 | 433 | Keya Paha | 82 | 684 | 37 | 721 |
| Boone | 23 | 4,491 | 277 | 4,768 | Kimball | 71 | 3,029 | 140 | 3,169 |
| Box Butte | 65 | 8,999 | 444 | 9,443 | Knox | 12 | 6,751 | 387 | 7,138 |
| Boyd | 63 | 1,741 | 87 | 1,828 | Lancaster | 2 | 198,080 | 9,373 | 207,453 |
| Brown | 75 | 2,577 | 133 | 2,710 | Lincoln | 15 | 27,752 | 1,471 | 29,223 |
| Buffalo | 9 | 32,137 | 1,742 | 33,879 | Logan | 87 | 620 | 27 | 647 |
| Burt | 31 | 5,728 | 310 | 6,038 | Loup | 88 | 553 | 28 | 581 |
| Butler | 25 | 6,534 | 388 | 6,922 | Madison | 7 | 25,298 | 1,340 | 26,638 |
| Cass | 20 | 19,414 | 1,173 | 20,587 | McPherson | 90 | 403 | 19 | 422 |
| Cedar | 13 | 6,896 | 449 | 7,345 | Merrick | 46 | 5,943 | 352 | 6,295 |
| Chase | 72 | 3,111 | 143 | 3,254 | Morrill | 64 | 4,015 | 197 | 4,212 |
| Cherry | 66 | 4,501 | 243 | 4,744 | Nance | 58 | 2,858 | 187 | 3,045 |
| Cheyenne | 39 | 8,223 | 418 | 8,641 | Nemaha | 44 | 5,420 | 301 | 5,721 |
| Clay | 30 | 5,037 | 282 | 5,319 | Nuckolls | 42 | 3,762 | 172 | 3,934 |
| Colfax | 43 | 6,626 | 372 | 6,998 | Otoe | 11 | 11,826 | 621 | 12,447 |
| Cuming | 24 | 7,088 | 396 | 7,484 | Pawnee | 54 | 2,260 | 125 | 2,385 |
| Custer | 4 | 8,719 | 514 | 9,233 | Perkins | 74 | 2,343 | 116 | 2,459 |
| Dakota | 70 | 14,174 | 883 | 15,057 | Phelps | 37 | 7,116 | 434 | 7,550 |
| Dawes | 69 | 6,279 | 303 | 6,582 | Pierce | 40 | 5,831 | 407 | 6,238 |
| Dawson | 18 | 17,198 | 1,111 | 18,309 | Platte | 10 | 23,826 | 1,428 | 25,254 |
| Deuel | 78 | 1,651 | 74 | 1,725 | Polk | 41 | 4,208 | 250 | 4,458 |
| Dixon | 35 | 4,523 | 274 | 4,797 | Red Willow | 48 | 8,502 | 468 | 8,970 |
| Dodge | 5 | 27,126 | 1,228 | 28,354 | Richardson | 19 | 6,811 | 371 | 7,182 |
| Douglas | 1 | 357,297 | 16,725 | 374,022 | Rock | 81 | 1,261 | 52 | 1,313 |
| Dundy | 76 | 1,601 | 87 | 1,688 | Saline | 22 | 9,399 | 560 | 9,959 |
| Fillmore | 34 | 4,758 | 279 | 5,037 | Sarpy | 59 | 109,373 | 6,544 | 115,917 |
| Franklin | 50 | 2,555 | 143 | 2,698 | Saunders | 6 | 15,557 | 986 | 16,543 |
| Frontier | 60 | 2,133 | 119 | 2,252 | Scotts Bluff | 21 | 28,033 | 1,571 | 29,604 |
| Furnas | 38 | 3,834 | 226 | 4,060 | Seward | 16 | 12,004 | 721 | 12,725 |
| Gage | 3 | 17,219 | 858 | 18,077 | Sheridan | 61 | 4,203 | 177 | 4,380 |
| Garden | 77 | 1,719 | 70 | 1,789 | Sherman | 56 | 2,451 | 140 | 2,591 |
| Garfield | 83 | 1,494 | 84 | 1,578 | Sioux | 80 | 1,048 | 61 | 1,109 |
| Gosper | 73 | 1,623 | 90 | 1,713 | Stanton | 53 | 4,653 | 253 | 4,906 |
| Grant | 92 | 547 | 28 | 575 | Thayer | 32 | 4,303 | 232 | 4,535 |
| Greeley | 62 | 1,949 | 103 | 2,052 | Thomas | 89 | 572 | 24 | 596 |
| Hall | 8 | 39,727 | 2,345 | 42,072 | Thurston | 55 | 4,039 | 149 | 4,188 |
| Hamilton | 28 | 7,361 | 527 | 7,888 | Valley | 47 | 3,476 | 170 | 3,646 |
| Harlan | 51 | 2,820 | 159 | 2,979 | Washington | 29 | 15,140 | 956 | 16,096 |
| Hayes | 79 | 815 | 54 | 869 | Wayne | 27 | 6,202 | 369 | 6,571 |
| Hitchcock | 67 | 2,416 | 109 | 2,525 | Webster | 45 | 2,962 | 160 | 3,122 |
| Holt | 36 | 8,431 | 498 | 8,929 | Wheeler | 84 | 652 | 45 | 697 |
| Hooker | 93 | 622 | 40 | 662 | York | 17 | 10,799 | 567 | 11,366 |
| Howard | 49 | 5,056 | 325 | 5,381 | Total | | 1,311,602 | 68,870 | 1,380,472 |

*Includes all permits (LPE,LPD,SCH,POP)

**NEBRASKA OFFICE OF
HIGHWAY SAFETY**

The Nebraska Office of Highway Safety was established in 1967 to coordinate, develop, and implement Nebraska's annual traffic safety plan in accordance with the Federal Highway Safety Act of 1966. Under the Act, the Governor

shall designate the Governor's Highway Safety Representative whose responsibility is to oversee the state's annual federal highway safety allocation to reduce traffic-related injuries and fatalities.

During FY2008, a total of \$4,785,805 was expended from federal highway safety funding allocations Sections 402, 163, 405, 408, 410, 1906, 2010 and HSIP funds to a total of 498 individual projects and 49 grants. Seventy-five percent of the funds were awarded to directly benefit local, county, municipal government agencies, and local non-profit organizations. The remainder was awarded to state agencies for traffic safety projects.

The purpose of the plan is to identify and prioritize Nebraska's traffic safety problems that are contributing to traffic-related injuries and fatalities. The Plan establishes those priority problems and identifies the best opportunities to reduce traffic-related injuries and fatalities. The Plan also includes those system support activities that are necessary to carry out those direct impact projects.

Methods

- Utilizing Nebraska data for fatal and injury (*A and ^B type) crashes, four-priority emphasis areas have been identified: 1) Alcohol-related crashes; 2) Occupant Restraint Use; 3) Speed-related crashes; and 4) Youth Involved (ages 16 to 20) crashes. A fifth emphasis area ("All Other Factors") is utilized to address other issues when appropriate.
- A total of 23 counties have been identified as priority counties. These counties are given first consideration for grant awards and project activity. Remaining counties are considered for special programs and for assistance.
- Measurable goals and objectives are determined using at least three years of historical data. The annual goals are selected using expected trends.
- Individual grants are awarded based upon the quality of problem identification and the outcome performance expected while implementing strategies and activities.

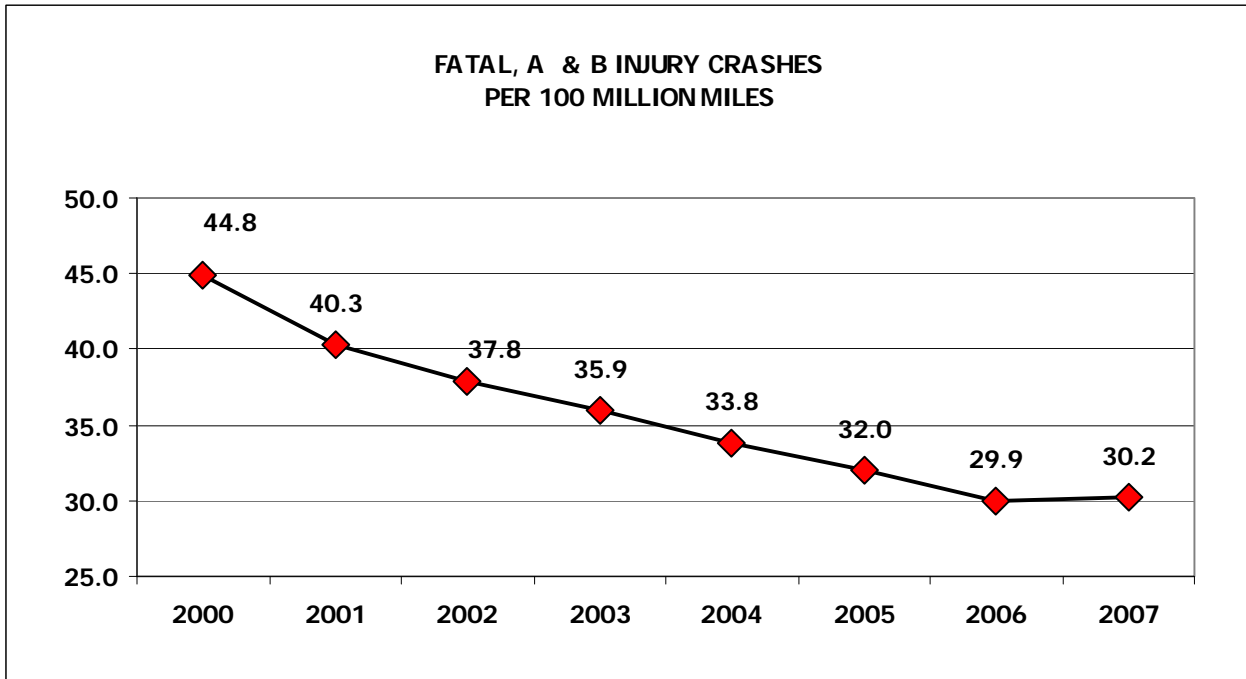
* A = Disabling Injury

^ B = Visible, but not disabling injury

Results

The overall goal was to reduce **Fatal, A and B Injury Crashes** by 4% (4,969) in 2008.

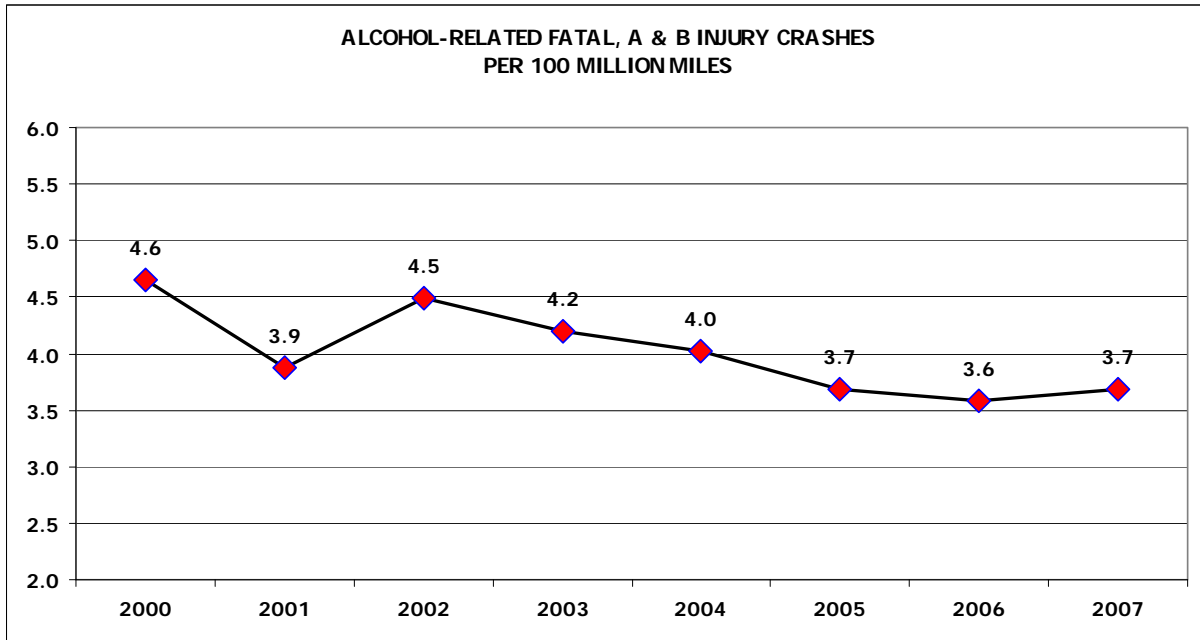
| | 2000 | 2001 | 2002 | 2003 | 2004 | 2005 | 2006 | 2007 |
|---------------------------------------|-------|-------|-------|-------|-------|-------|-------|-------|
| All Crashes (Fatal, A & B) | 7,908 | 7,237 | 6,916 | 6,682 | 6,305 | 6,051 | 5,706 | 5,830 |
| Crash Rate | 44.8 | 40.3 | 37.8 | 35.9 | 33.8 | 32.0 | 29.9 | 30.2 |



Crash Investigation Team. A Mini-Grant application was processed in October from the Sarpy County Sheriff's Office for the formation of the metro Omaha Fatal Incident Reconstruction and Support Team (F.I.R.S.T.). This mini-grant will allow F.I.R.S.T to acquire enhanced accident investigation/reconstruction equipment. The equipment will reduce the time and manpower necessary for accident investigations and will provide more detailed and illustrative evidence for prosecution of traffic crashes. The mini-grant will also pay for a maintenance agreement for technical support. The equipment purchased included two Nikon Total Stations.

The goal was to reduce Alcohol-Related Fatal, A and B Injury Crashes by 4% (601).

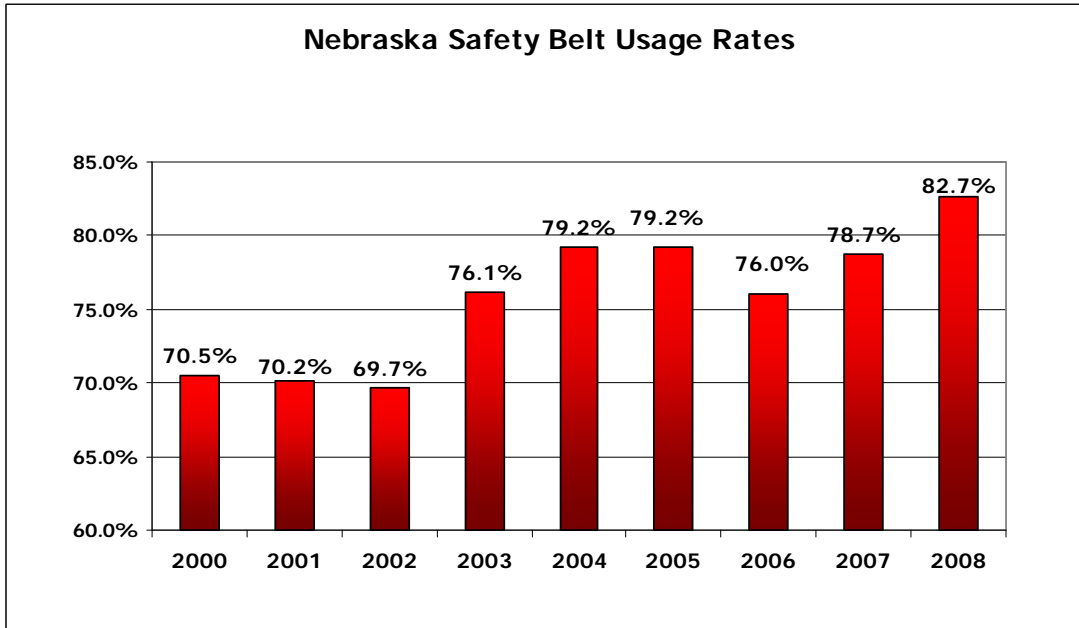
| | 2000 | 2001 | 2002 | 2003 | 2004 | 2005 | 2006 | 2007 |
|---|------|------|------|------|------|------|------|------|
| Alcohol-Related Crashes (Fatal, A & B) | 820 | 694 | 820 | 781 | 748 | 698 | 682 | 712 |
| Alcohol-Related Crash Rate | 4.6 | 3.9 | 4.5 | 4.2 | 4.0 | 3.7 | 3.6 | 3.7 |



Labor Day Crackdown Press Conference.

Mothers Against Drunk Driving and Nebraska State Patrol kicked off the Labor Day Crackdown on Drunk Driving at the Nebraska State Fairgrounds. First Lady, Sally Ganem, State Chair for MADD Nebraska, joined the victims' support for the campaign to eliminate drunk driving. The press conference was held on August 22, with Colonel Bryan Tuma, Nebraska State Patrol; Sheriff Terry Wagner, Lancaster County Sheriff; other local law enforcement agencies, along with Simera Reynolds, Executive Director of MADD; and members of the Beller/Ramaeker family participated.

The goal was to increase safety belt usage to 84.5%. The observed **Safety Belt Use Rate** in 2008 increased from 2007 rate of 78.7% by 4.0% to 82.7% which is the largest increase in Nebraska history.



Click It – Don't Risk It! Coalition –

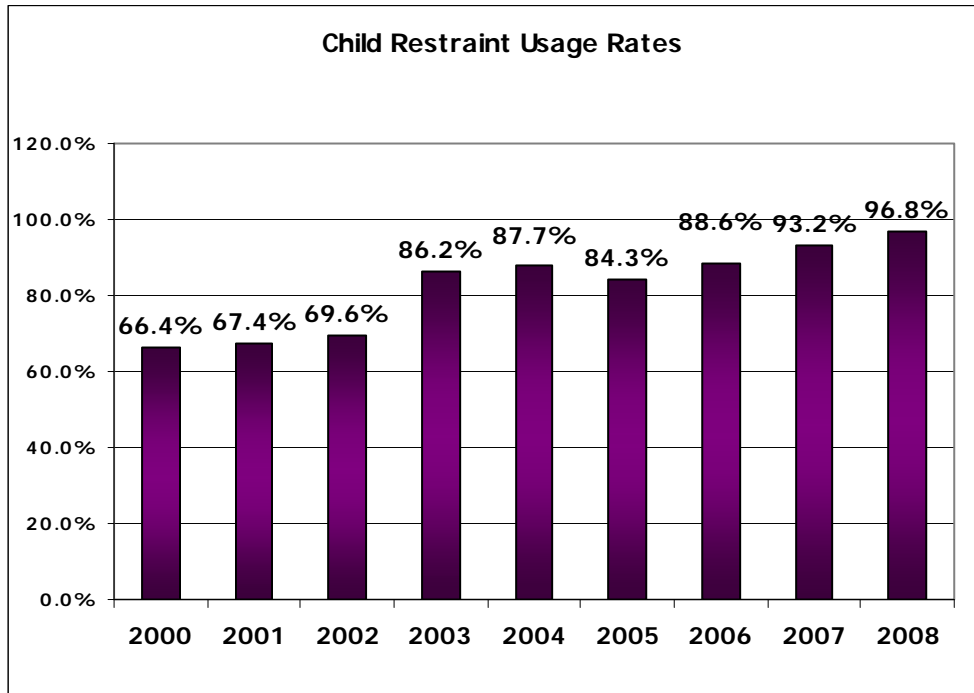
Developed logo and poster for use with "Come Home Safe"; Governor's Proclamation of October as Safe Homecoming Month on August 13, 2008. Purchased backdrop for media events, book covers, posters and stickers for school activities.

Media events were held at Omaha North High School, Lincoln Southwest High School, and Kearney High School on August 28, 2008. The Media events included members of Click It-Don't Risk It!, Lieutenant Governor Rick Sheehy, local school officials including the superintendents, local law enforcement, and members of the media from across the state.

Mailed 6,000 stickers, 25,000 Come Home Safe book covers and 3,000 posters to 225 participating high schools across the Nebraska.



Child Restraint Use for children under age six increased from 93.2 % in 2007 to 96.8% in 2008. The 2008 rate is highest observed rate achieved since 1999 with the first observed rate of 56.1%, which is a 40.7% increase since this series of surveys began.

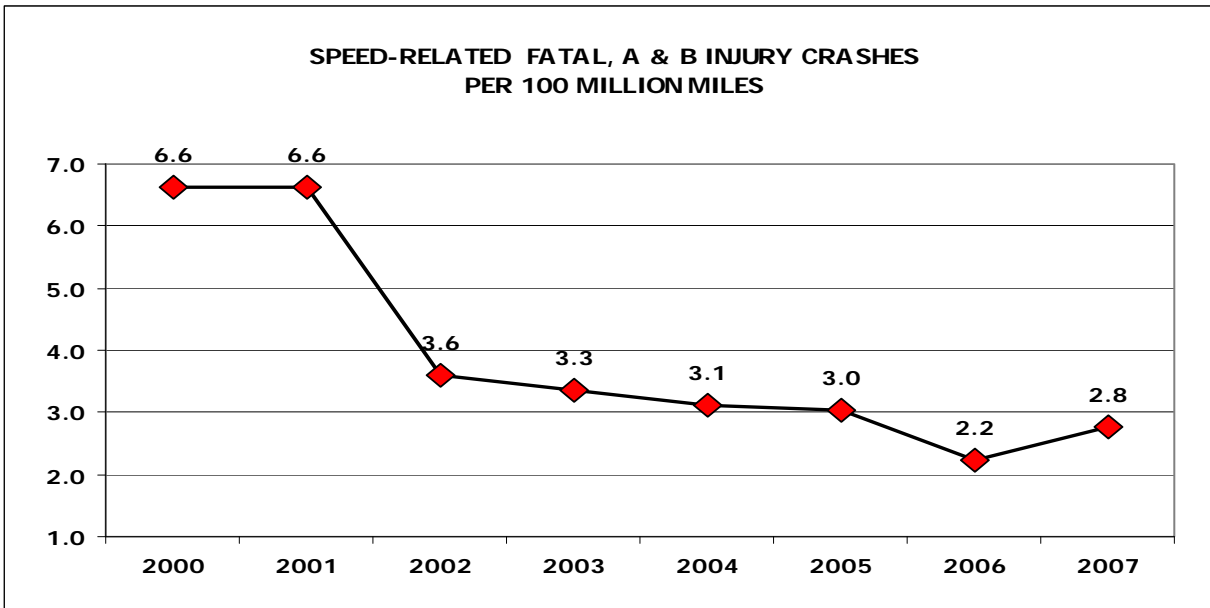


2 Hurt in Crash North of Lincoln -
A mother and her daughter were involved in early morning crash. She crossed median and hit a tree on the opposite side of the highway. The mother was taken by helicopter, and daughter by ambulance, to the hospital with broken bones, cuts and bruises. The mother was restrained by lap and shoulder belt and the child was in a child safety seat. (Courtesy of KETV.com)

2008 DMV Annual Report

The 2008 goal was to reduce **Speed-Related Fatal, A and B Injury Crashes** by 4% (323). The number of speed-related fatal, A and B injury crashes decreased from 1,187 to 656. In 2002, a change on the crash report form field called "Contributing Circumstances, Driver" limited the number of selections from three to two.

| | 2000 | 2001 | 2002 | 2003 | 2004 | 2005 | 2006 | 2007 |
|---|-------|-------|------|------|------|------|------|------|
| Speed-Related Crashes (Fatal, A & B) | 1,167 | 1,187 | 656 | 622 | 581 | 576 | 425 | 515 |
| Speed-Related Crash Rate | 6.6 | 6.6 | 3.6 | 3.3 | 3.1 | 3.0 | 2.2 | 2.8 |

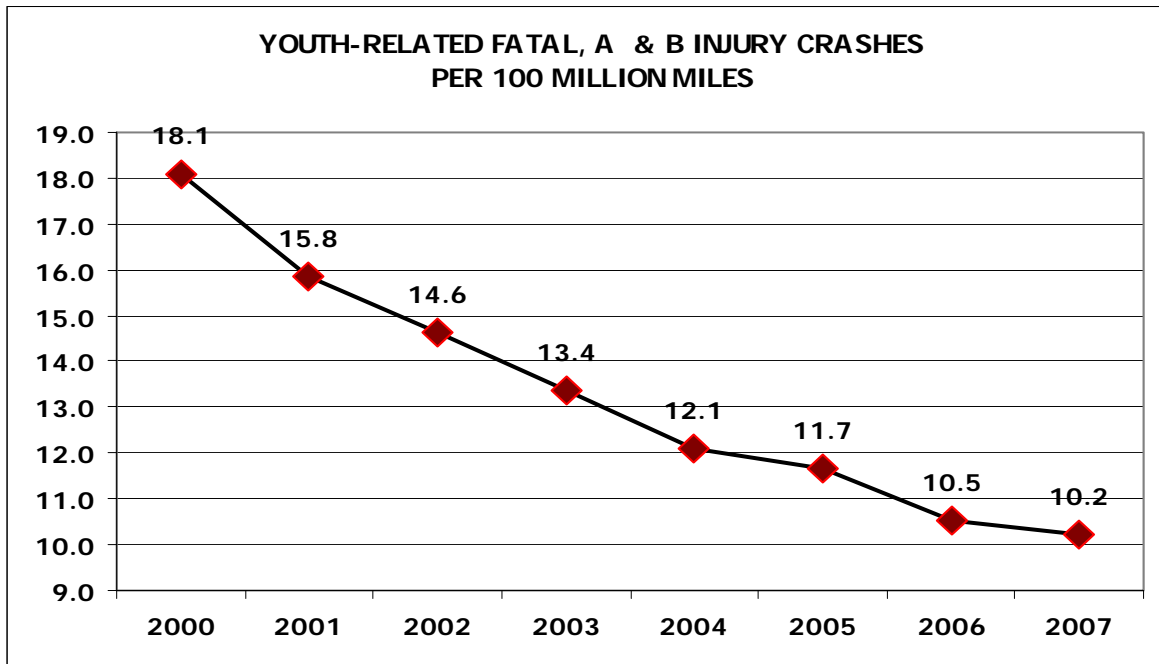


Nebraska Office of Highway Safety partnered with AAA Nebraska to help provide funding to Hamilton and Jefferson County Sheriff's Offices and the Scottsbluff Police Department to purchase a speed monitoring trailer for each of their agencies.



The goal was to reduce **Youth-Involved Fatal, A and B Injury Crashes** for young people ages 16 through 20 by 4% (1,707). The number of crashes declined by 12.5% from 2,253 in 2004 to 1,971 in 2007.

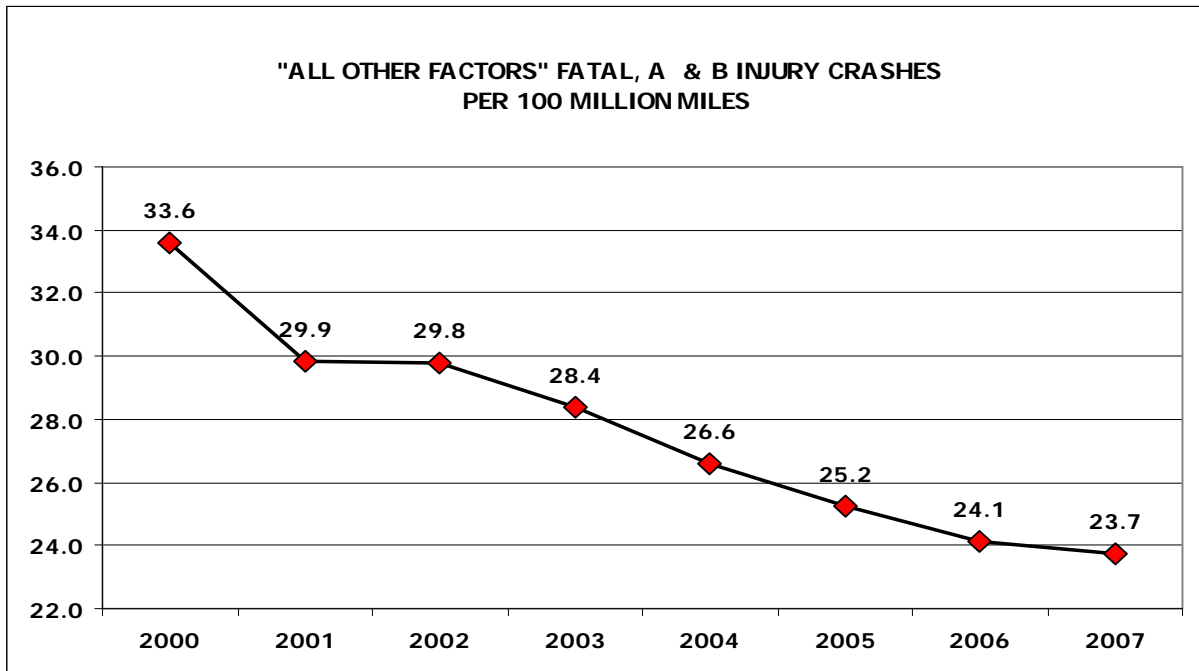
| | 2000 | 2001 | 2002 | 2003 | 2004 | 2005 | 2006 | 2007 |
|--|-------|-------|-------|-------|-------|-------|-------|-------|
| Youth-Involved Crashes (Fatal, A & B) | 3,193 | 2,841 | 2,672 | 2,486 | 2,253 | 2,207 | 2,010 | 1,971 |
| Youth-Involved Crash Rate | 18.1 | 15.8 | 14.6 | 13.4 | 12.1 | 11.7 | 10.5 | 10.2 |



Since 2004, partnered with the various divisions of the Department of Motor Vehicles to edit the 28-page workbook "Getting Your Drivers License in Nebraska: a guide for teens." Approximately 26,750 workbooks were produced and distributed to all public and private schools and educational service units serving 15-year-old students.

The goal was to reduce **“All Other Factors” Fatal, A and B Injury Crashes** (minus Alcohol and Speed) by 4% (4,046).

| | 2000 | 2001 | 2002 | 2003 | 2004 | 2005 | 2006 | 2007 |
|---|-------|-------|-------|-------|-------|-------|-------|-------|
| “All Other Factors” Crashes (Fatal, A & B) | 5,921 | 5,356 | 5,440 | 5,279 | 4,976 | 4,777 | 4,599 | 4,583 |
| “All Other Factors” Crash Rate | 33.6 | 29.9 | 29.8 | 28.4 | 26.6 | 25.2 | 24.1 | 23.7 |



Gas pump top advertisements containing a motorcycle awareness/share the road message were placed at 39 gas stations through-out Nebraska from June 2 through August 1, 2008.

Conclusions

While the 2008 crash data was unavailable at the time the annual report was completed, progress is determined by comparing 2007 crash data with 2006 because initial program activity begins in 2007.

Between 2006 and 2007; fatal, A and B injury crashes; speed-related and alcohol-involved fatal and injury crashes reached or exceeded the 4% decrease goal. However, the number of people killed in 2006 (269) compared to 2007 (256) showed a decrease of 4.8%. As of December 30, 2008, there is a 20% (205) reduction in fatalities from the previous year (256).

The observed driver and front seat passenger safety belt usage rate increased by 4.0% from 78.7% in 2007 to 82.7% in 2008 but failed to reach the goal of 84.5%.

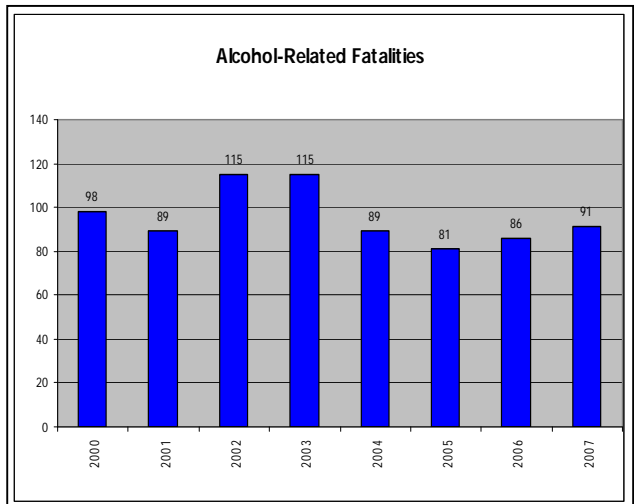
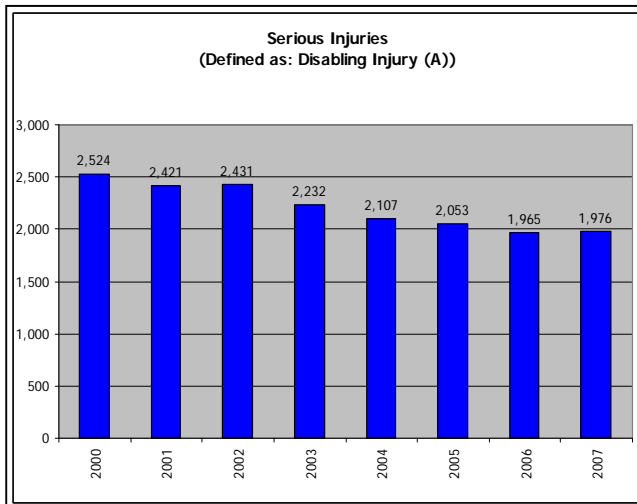
- In Nebraska's Performance-Based Strategic Traffic Safety Plan FY2008, a more aggressive approach of goal setting was taken in several areas, including the overall goal.
- Observed occupant restraint use survey results: Children under age six (96.8%) and safety belt use for drivers and front seat passengers (82.6%).
- Fatal, A and B injury crashes increased in number from (5,706) in 2006 to (5,830) 2.2% in 2007.
- Alcohol-related fatal and serious injury crashes increased by 4.4% from the previous year (682 to 712).
- Speed-related fatal and injury crashes increased by 25.9%, from 425 to 535 in 2007.
- Youth-related fatal and injury crashes decreased by 1.9%, decreased 2,010 to 1,971.
- All Other Factors fatal and injury crashes decreased by 0.3%, from 4,599 to 4,583.
- While the total miles driven increased by 1.3 percent in Nebraska during 2007, the number of fatal crashes increased (1.8%) along with an increase in injury crashes (3.7%). The number of persons injured rose from 18,424 in 2007 to 18,983 in 2007. The total number of reported injury crashes increased by 9.4% from 32,780 in 2006 to 35,875 in 2007.
- Nebraska continues to experience success in reducing the total number of reported crashes and injuries while the number of miles driven increased. Traffic deaths decreased by 4.8% (269 in 2006 to 256 in 2007) while the traffic fatality rate reached 1.33 per 100 million vehicle miles. The number of people injured increased by 3.0% from the previous year.

| Percent Comparison for Annual Report 2007 | | | 2006/2007 Difference |
|---|-------------|-------------|-----------------------------|
| | 2006 | 2007 | |
| Fatal, A & B Crashes | 5,706 | 5,830 | 2.2% |
| Alcohol-Related FAB | 682 | 712 | 4.4% |
| Speed Related FAB* | 425 | 535 | 25.9% |
| Youth-Involved FAB | 2,010 | 1,971 | -1.9% |
| All Other Factors | 4,599 | 4,583 | -0.3% |
| | 2006 | 2007 | 2006/2007 Difference |
| Occupant Restraint Use | 78.7 | 82.6 | 3.9 |
| Child Restraint Use | 93.2 | 96.8 | 3.6 |
| | 2006 | 2007 | 2006/2007 Difference |
| Miles Driven | 19,062 | 19,304 | 1.3% |
| Fatal Crashes | 226 | 230 | 1.8% |
| Injury Crashes | 12,471 | 12,929 | 3.7% |
| Total Injury Crashes | 32,780 | 35,875 | 9.4% |
| People Injured | 18,424 | 18,983 | 3.0% |
| People Killed | 269 | 256 | -4.8% |
| Red Shows Decrease Blue Shows Increase *Speed changes on crash report began in 2002 | | | |

Nebraska Annual Evaluation Report Summary

| Nebraska Annual Comparative Data | | | | | | | | | | |
|--|-----------|-----------|-----------|-----------|----------------------------------|-----------|-----------|-----------|------------|-----------|
| | | | | | Progress Report Data CY2004-2007 | | | | Projection | |
| | 2000 | 2001 | 2002 | 2003 | 2004 | 2005 | 2006 | 2007 | 2008 | 2009 |
| Fatalities (F) | 276 | 246 | 307 | 293 | 254 | 276 | 269 | 256 | 246 | 241 |
| Serious Injuries (A) | 2,524 | 2,421 | 2,431 | 2,232 | 2,107 | 2,053 | 1,965 | 1,976 | 1,858 | 1,822 |
| Fatalities & Serious Injuries Combined (F/A) | 2,800 | 2,667 | 2,738 | 2,525 | 2,361 | 2,329 | 2,234 | 2,232 | 2,104 | 2,063 |
| Vehicles Miles (Millions) | 17,637 | 17,940 | 18,281 | 18,592 | 18,630 | 18,938 | 19,062 | 19,304 | 19,111 | 18,918 |
| Fatality Rate/100 million VMT | 1.56 | 1.37 | 1.68 | 1.58 | 1.36 | 1.46 | 1.41 | 1.33 | 1.29 | 1.27 |
| Fatality & Serious Injury Rate / (100 million VMT) | 15.9 | 14.9 | 15.0 | 13.6 | 12.7 | 12.3 | 11.7 | 11.6 | 11.0 | 10.9 |
| Population | 1,711,263 | 1,711,263 | 1,711,263 | 1,711,263 | 1,738,189 | 1,747,214 | 1,768,331 | 1,774,571 | 1,810,565 | 1,819,000 |
| Fatality Rate /100K Population | 16.1 | 14.4 | 17.9 | 17.1 | 14.6 | 15.8 | 15.2 | 14.4 | 13.6 | 13.2 |
| Fatality & Serious Injury Rate /100K Population | 163.6 | 155.8 | 160.0 | 147.6 | 135.8 | 133.3 | 126.3 | 125.8 | 116.2 | 113.4 |
| Alcohol-Related Fatalities | 98 | 89 | 115 | 115 | 89 | 81 | 86 | 91 | 88 | 91 |
| Alcohol-Related Fatalities as a % of All Fatalities | 35.5% | 36.2% | 37.5% | 39.2% | 35.0% | 29.3% | 32.0% | 35.5% | 35.8% | 37.8% |
| Alcohol-Related Fatality Rate / (100 million VMT) | 0.56 | 0.50 | 0.63 | 0.62 | 0.48 | 0.43 | 0.45 | 0.47 | 0.46 | 0.48 |
| Fatal, A and B Injury Crashes | 7,908 | 7,237 | 6,916 | 6,682 | 6,305 | 6,051 | 5,706 | 5,830 | 5,456 | 5,346 |
| Alcohol-Related Fatal, A and B Crashes | 820 | 694 | 820 | 781 | 748 | 698 | 682 | 712 | 673 | 673 |
| Percent of Population Observed Using Safety Belts | 70.5% | 70.2% | 69.7% | 76.1% | 79.2% | 79.2% | 76.0% | 78.7% | 84.5% | 87.6% |
| Speed-Related Fatal, A and B Injury Crashes | 1,167 | 1,187 | 656 | 622 | 581 | 576 | 425 | 535 | 500 | 484 |
| Youth-Involved Fatal, A and B Injury Crashes | 3,193 | 2,841 | 2,672 | 2,486 | 2,253 | 2,207 | 2,010 | 1,776 | 1,585 | 1,451 |
| All Other Factors - Fatal, A and B Injury Crashes | 5,921 | 5,356 | 5,440 | 5,279 | 4,976 | 4,777 | 4,599 | 4,583 | 4,284 | 4,188 |
| Percent of unbelted drivers and occupants seriously injured or killed in a crash | 52.6% | 55.6% | 54.8% | 45.7% | 54.0% | 52.1% | 48.1% | 47.7% | 44.0% | 42.2% |

*Safety belt percentages from "The Buffalo Beach Company" statewide observation Safety Belt Use Surveys



Nebraska Motorcycle Safety Education

The Nebraska Office of Highway Safety is responsible for the administration of the Motorcycle Safety Education act. A provision of this Act is oversight of motorcycle rider training courses. Successful completion of the beginning Motorcycle Safety Education Course will allow the applicant to waive both the written and road test at the DMV driver license examination station to receive a Class "M" endorsement.

Currently, ten sites are certified by DMV to offer basic motorcycle safety education training. The site sponsors and their locations are: (1) National Safety Council – Greater Omaha Chapter with ranges in Omaha and at Offutt AFB, (2) Southeast Community College – Lincoln Campus with two Lincoln range sites, (3) Central Community College in Hastings with ranges in Hastings and Columbus, (4) Western NE Motorcycle Training with a range in Scottsbluff, (5) Frontier Harley-Davidson/Buell with a range in Lincoln (6) Western Iowa Tech College with a range in Sioux City, Iowa, (7) Dillon Brothers Harley-Davidson with a range between Omaha and Elkhorn, (8) Northeast Community College with a Norfolk range site, (9) Nebraska Safety Center with a range in Kearney, and (10) Sarpy County Safety Program with a range in Bellevue.

A total of 2,284 applicants participated in the beginning rider course during 2008. Of those, 2,058 successfully completed the training. The Nebraska Office of Highway Safety sponsored an Instructor Preparation Course in 2008. The course was conducted at Central Community College in Hastings with 11 new instructors certified to begin teaching motorcycle safety education. At the end of 2008, the Nebraska Motorcycle Safety Education Program has a total of seventy-nine (79) motorcycle instructors certified to teach the Motorcycle Safety Foundation beginning course – the Basic Rider Course or BRC.

Office of Juvenile Justice and Delinquency Prevention

The Nebraska Office of Highway Safety has been designated to administer the Office of Juvenile Justice and Delinquency Prevention's (OJJDP) Enforcing Underage Drinking Laws (EUDL) Grant. As a result, an Underage Drinking Prevention Advisory Task Force has been established and grants have been awarded to Project Extra Mile, a non-profit organization that facilitates selected community coalitions in implementing local activity targeting underage alcohol use. Funding provides local community coalition staff assistance, training, educational materials, travel and overtime enforcement targeting underage drinking laws.

In addition to statewide project activity, Nebraska counties with EUDL activity are: Douglas, Sarpy, Hall, Madison, Dawson and Scotts Bluff. Annual funding received by Nebraska for these efforts is approximately \$350,000. The community coalitions utilize work groups in their effort: Public Policy, Youth in Action, Enforcement & Adjudication, Awareness & Access and Information & Education. Communities utilize the Project Extra Mile model to achieve the mission to "Create a community consensus that clearly states that underage alcohol use is illegal, unhealthy and unacceptable."

The enforcement is directed to underage saturation and large party patrols, alcohol retailer compliance checks, shoulder tap operations, and alcohol source investigations.

Traffic Violation Diversion Program

Since 2003, the DMV has been responsible for promulgating rules and regulations as well as the oversight of the traffic violation pre-file and pre-trial diversion programs offered by individual jurisdictions.

The rules and regulations of the pre-trial traffic diversion established requirements that have provided that each jurisdiction must submit an application to the DMV to obtain approval to offer the traffic violation diversion program. Standards for classes include: the length of time, curriculums offered, fees charged, frequency of participation, and the sharing of participant records. These are the criteria reviewed to determine if the program merits approval.

The responsibility of administering the Traffic Violation Diversion Program is shared by the Legal Division and the Office of Highway Safety Division. During 2008, a total of 91 Nebraska jurisdictions were awarded approval certificates to offer the programs. The 79 counties and 10 cities contract with one or more of the seven approved course providers within the state. A total of 163 active instructors were certified to offer the approved traffic violation diversion program.

The legislature restricted the types of traffic violations that are allowed to participate in the diversion program and limited the number of times that an individual can participate to once every three years. In addition, a federal requirement restricts any individual with a commercial driver license endorsement from participating in a traffic violation diversion program.

**DRIVER AND VEHICLE
RECORDS**

The responsibilities of the Driver and Vehicle Records Division include:

- Updating and maintaining the Nebraska Traffic Safety Database
- Maintaining the Nebraska Vehicle Title and Registration Database
- Updating and maintaining the Nebraska Motor Vehicle Insurance Database
- Providing prompt, reliable and accurate vehicle and driver information
- Ensuring that all standards are met in the driver license, title and registration, and handicapped parking permit issuance processes
- Developing and supplying all related forms, plates, permits and applications
- Investigating fraudulent activities as they relate to driver license, title and registration issuance

Major activities in 2008:

- LB 756, effective March 20, 2008, added the Dealer Reassignment form to our titling process. This form may be attached to an MSO if all reassignments on the MSO are used.
- LB 911, effective July 18, 2008, changed all driver license fees to even dollar amounts. In addition, fees for a school bus permit and for the addition, change or removal of a class or endorsement to a driver license or permit were added.
- LB 953, effective July 18, 2008, was implemented. This new legislation requires every owner of a manufactured home or mobile home to obtain a certificate of title prior to affixing the home to real estate. In addition, it provides for the issuance of a certificate of title for a manufactured home or mobile home that has been affixed to real estate for the sole purpose of surrendering such title for cancellation.
- During the course of 2008, the DVR Division incorporated document imaging into the vehicle related processes.
- On-line motor vehicle registration renewal was unveiled on December 15, 2008. Training for the County Treasurers for this new process was held in December 2008.
- 152 investigative cases of fraudulent activity were opened and actively investigated.

Additional activities in the achievement of our goals/accomplishments include:

- Approve and maintain list of self-insured companies in Nebraska.
- Compile and publish a list of insurance companies licensed to do business in Nebraska for use by the county treasurers.
- Process license plate and validation decal orders for 93 counties.
- Complete requests for vehicle and driver records.
- Issue handicapped parking permits.
- Design, order and distribute forms used by county officials in the issuance of driver licenses, titles and registrations.

- Provide vehicle information concerning safety recall campaigns.
- Issuance of message, spirit, sample, repossession, amateur radio, ex-prisoner of war, purple heart, handicapped, Disabled American Veteran, Pearl Harbor survivor, transporter, boat dealer trailer, antique, and film vehicle license plates.
- Preparation, verification, microfilming, and data entry of forms used in the driver license testing and issuance process from all 93 counties.
- Provide Help Desk assistance to County Treasurers and County Clerks in the issuance of driver licenses, titles and registrations.
- Provide assistance to the general public and law enforcement in driver license, title, registration and handicapped parking permit related areas.
- Maintain files on medical and vision rechecks and out-of-state citations.
- Transferring of information from to other state DMV's.
- Provide clearance and military exemption information.
- Investigate and makes arrests of violations for alleged fraudulent practices relating to identity theft and motor vehicle related documents.
- Create and provide training to staff, agents, and other requesters for identity theft and motor vehicle related document authentication.

DRIVER AND VEHICLE RECORD STATISTICS – 2008

| | | |
|---|---|------------------|
| Driver Licenses Issued | | 318,272 |
| Driver Permits Issued | | 63,514 |
| Identification Cards Issued | | 33,264 |
| Duplicate/Replacement Licenses/Permits Issued | | 93,917 |
| TOTAL Driver License/Permits/ID Cards Issued | | 508,970 |
| Driving Records Processed through DMV | | 20,592 |
| Driving Records Processed through Nebraska Online | | 1,034,432 |
| TOTAL Driving Records Processed | | 1,055,024 |
| Medical/Vision Recheck Notice Letters | | 1,686 |
| Medical/Vision Recheck Cancel Warning Letters | | 318 |
| Medical/Vision Recheck Licenses Cancelled | | 137 |
| Surrendered Licenses Processed | | 19,021 |
| Clearance and Military Letters Processed | | 437 |
| Monies received from the sale of vehicle record information – DMV | | \$139,869.60 |
| Monies received from the sale of vehicle record information – Nebraska Online | | \$117,636.00 |
| Monies received from driver record monitoring service | | \$283,546.62 |
| Monies received from driver header records | | \$13,950.33 |
| Message Plates Processed | New | 5,600 |
| | Renewal | 51,198 |
| Cornhusker Spirit Plates Processed | New | 1,059 |
| | Renewal | 6,866 |
| License Plates Issued | Sample License Plates | 16 |
| | Amateur Radio | 45 |
| | Ex-Prisoner of War | 0 |
| | Purple Heart | 60 |
| | Handicapped | 1,545 |
| | Handicapped Renewal | 6,797 |
| | Disabled American Veteran | 114 |
| | Pearl Harbor | 0 |
| Plates/ Registrations Issued | Repossession | 77 |
| | Transporter | 1,297 |
| | Boat Dealer Trailer | 117 |
| | Film Vehicle | 0 |
| Titles Issued | Bonded | 196 |
| | State | 1,111 |
| | Duplicate | 38,008 |
| | Corrected | 7,917 |
| | Statewide | 630,816 |
| | Titles Surrendered to Other States | 45,013 |
| | Titles Marked Junked | 24,411 |
| | Liens Noted | 213,037 |
| Misc. Issued | Vehicle Identification Number Plates Issued | 239 |
| | Hull Identification Number Plates Issued | 40 |
| | Handicapped Permits Issued | 34,619 |
| Antique Plates/Registrations Issued | Motorcycle | 34 |
| | Motorcycle Vintage | 4 |
| | Regular | 506 |
| | Vintage | 408 |
| | TOTAL Antique Plates | 952 |

NEBRASKA 2008 VEHICLE REGISTRATION

TOTAL VEHICLES REGISTERED IN 2008
2,184,102

| PASSENGER | |
|-------------------------------|------------------|
| Regular | 1,064,194 |
| Amateur Radio | 1,334 |
| Message | 40,151 |
| Spirit | 1,847 |
| Spirit Message | 4,071 |
| Non-Resident | 6,563 |
| Handicapped | 7,337 |
| Antique | 11,568 |
| Vintage | 1,619 |
| Ex-Prisoner of War (ex-pow) | 74 |
| Pearl Harbor Survivor | 13 |
| Disabled American Veteran | 603 |
| Purple Heart | 935 |
| Thirty Day | 77 |
| TOTAL | 1,140,386 |
| MOBILE HOME | |
| Recreational | 30,328 |
| Self-Propelled | 7,464 |
| Message Recreational | 102 |
| Message Self-Propelled | 156 |
| Spirit Recreational | 1 |
| Spirit Self-Propelled | 8 |
| Spirit Message Recreational | 3 |
| Spirit Message Self-Propelled | 9 |
| TOTAL | 38,071 |
| BUS | |
| Non-Commercial | 1,503 |
| School | 638 |
| Commercial | 645 |
| Non-Resident | 3 |
| Local | 62 |
| TOTAL | 2,851 |
| GOVERNMENT | |
| Municipal | 13,866 |
| County | 10,630 |
| State | 9,707 |
| School District | 7,653 |
| TOTAL | 41,856 |
| MOTORCYCLE | |
| Regular | 46,337 |
| Non-Resident | 446 |
| Message | 2,075 |
| Spirit Message | 23 |
| Antique | 261 |
| Handicapped | 27 |
| Vintage | 22 |
| TOTAL | 49,191 |

| TRAILER | |
|--------------------------------|----------------|
| Utility | 154,109 |
| Farm | 63,298 |
| Fertilizer | 21,884 |
| Commercial | 25,168 |
| Pole & Reel | 401 |
| Non-Resident | 298 |
| Semi | 4,942 |
| Message Commercial | 32 |
| Spirit Commercial | 3 |
| Spirit Message Commercial | 3 |
| Message Farm | 8 |
| Message Utility | 8 |
| Spirit Message Utility | 3 |
| Spirit Message Semi | 1 |
| Apportioned Trailer Units | 73,173 |
| TOTAL | 343,331 |
| DEALER | |
| Passenger | 10,892 |
| Personal Use | 335 |
| Motorcycle | 454 |
| Trailer | 540 |
| Snowmobile | 2 |
| Boat Dealer Trailer | 99 |
| Repossession | 73 |
| Transporter | 1,687 |
| TOTAL | 14,082 |
| TRUCK | |
| Commercial | 335,336 |
| Farm | 150,027 |
| Non-Resident Commercial | 1,154 |
| Local | 868 |
| Message Commercial | 10,927 |
| Spirit Commercial | 448 |
| Spirit Message Commercial | 1,028 |
| Message Farm | 1,783 |
| Spirit Farm | 40 |
| Spirit Message Farm | 147 |
| Special Mobile Equipment (SME) | 1,079 |
| Soil & Water | 456 |
| Farm Semi - Tractor/Trailer | 8,267 |
| 10% Reduction | 216 |
| Apportioned Power Units | 38,174 |
| TOTAL | 549,950 |
| TAX EXEMPT | |
| TOTAL | 3,655 |
| SNOWMOBILE | |
| TOTAL | 729 |

2008 DMV Annual Report

| 2008 COUNTY NO. | PLATE TYPE | | | | | | | | | | | | | | | | | | | | BUS | | | | | | |
|-----------------|------------|-------|----|-----|--------|-------|--------|--------|--------|----|-----|-----|--------|-------|------|--------|-------|--------|---------|-------|------|-------|------|-----|-----|------|------|
| | Pass | Hand | MC | Am | Mobile | Tax | Mess- | Spirit | Spirit | PH | Ex- | DAV | Purple | Antiq | Vin- | Motor- | Snow- | Comm | Apport- | Farm | Farm | Local | Sol- | SME | 10% | Comm | Non- |
| ADAMS 14 | 17,899 | 151 | 1 | 23 | 811 | 267 | 1,138 | 52 | 96 | 1 | 1 | 15 | 25 | 41 | - | 910 | - | 7,045 | - | 2,065 | 105 | 22 | 6 | 6 | - | 1 | 6 |
| ANTELOPE 26 | 4,373 | 20 | - | 15 | 292 | 11 | 225 | 8 | 13 | 1 | - | 3 | 5 | 23 | - | 328 | 6 | 1,859 | - | 2,398 | 190 | 6 | 5 | 20 | - | - | |
| ARTHUR 91 | 234 | 1 | - | 1 | 22 | - | 11 | - | - | - | - | - | - | - | - | 6 | - | 56 | - | 305 | 2 | - | - | 3 | - | - | |
| BANNER 85 | 443 | 1 | - | - | 34 | - | 18 | 1 | 1 | - | - | - | - | - | - | 22 | - | 79 | - | 602 | 50 | - | - | 9 | - | - | |
| BLAINE 86 | 262 | 4 | - | - | 32 | - | 20 | - | 1 | - | - | - | - | - | - | 5 | - | 54 | - | 408 | 1 | - | - | 3 | 4 | - | |
| BOONE 23 | 3,681 | 9 | - | 10 | 192 | 4 | 197 | 18 | 22 | - | - | 2 | 4 | 20 | - | 208 | 5 | 1,318 | - | 1,986 | 189 | - | 7 | 10 | 5 | - | |
| BOX BUTTE 65 | 7,033 | 51 | - | 3 | 401 | 27 | 270 | 21 | 32 | - | - | 3 | 2 | 47 | - | 686 | 5 | 3,524 | - | 1,954 | 120 | 12 | - | 12 | 34 | 1 | |
| BOYD 63 | 1,404 | 5 | - | 2 | 76 | 3 | 48 | - | 3 | - | 1 | - | 1 | 9 | - | 103 | 2 | 423 | - | 810 | 1 | 1 | 2 | - | - | | |
| BROWN 75 | 1,818 | 18 | - | - | 114 | 3 | 77 | 3 | 6 | 1 | - | - | - | 3 | 2 | 94 | 7 | 780 | - | 1,191 | 32 | 4 | 9 | 18 | - | 1 | |
| BUFFALO 9 | 26,190 | 178 | 1 | 30 | 1,101 | 140 | 1,338 | 73 | 122 | 1 | - | 22 | 33 | 58 | - | 1,425 | 6 | 10,763 | - | 3,187 | 209 | 14 | - | 59 | 3 | 9 | |
| BURT 31 | 4,299 | 26 | - | 5 | 221 | 5 | 335 | 4 | 24 | - | 2 | - | 2 | 17 | - | 255 | 9 | 1,865 | - | 1,496 | 152 | 3 | 6 | - | - | | |
| BUTLER 25 | 5,686 | 29 | - | 5 | 269 | 7 | 327 | 9 | 22 | - | 2 | 2 | 11 | 28 | - | 301 | 1 | 2,030 | - | 2,431 | 160 | 2 | 8 | 1 | - | | |
| CASS 20 | 15,481 | 112 | 1 | 21 | 1,089 | 44 | 1,134 | 43 | 84 | - | 1 | 8 | 22 | 30 | - | 1,008 | 35 | 6,784 | - | 2,029 | 118 | 3 | 11 | 9 | - | | |
| CEDAR 13 | 5,488 | 26 | - | 3 | 295 | 6 | 133 | 11 | 15 | - | - | 3 | 5 | 16 | - | 259 | 34 | 1,983 | - | 2,419 | 130 | 2 | 3 | 12 | - | | |
| CHASE 72 | 2,244 | 10 | - | 1 | 164 | 3 | 145 | 4 | 19 | - | 1 | - | 2 | 2 | - | 97 | - | 1,162 | - | 1,585 | 201 | 5 | 4 | 9 | 4 | | |
| CHERRY 66 | 3,239 | 24 | - | 3 | 197 | 9 | 169 | 6 | 16 | - | - | 1 | 3 | 9 | - | 185 | 6 | 1,206 | - | 2,158 | 33 | 1 | - | 16 | - | | |
| CHEYENNE 39 | 6,321 | 38 | - | 5 | 422 | 20 | 200 | 23 | 16 | - | - | 1 | 6 | 29 | - | 360 | 2 | 2,814 | - | 1,718 | 68 | 5 | - | 10 | 9 | | |
| CLAY 30 | 4,144 | 35 | - | 2 | 313 | 1 | 267 | 9 | 15 | - | - | 5 | 1 | 25 | - | 209 | - | 2,035 | - | 1,916 | 218 | 5 | 7 | 20 | 1 | | |
| COLFAX 43 | 6,493 | 26 | - | 8 | 274 | 16 | 285 | 15 | 45 | - | - | 1 | 4 | 18 | - | 236 | 17 | 2,178 | - | 1,701 | 121 | 12 | - | 11 | - | | |
| CUMING 24 | 5,900 | 36 | - | 4 | 283 | 37 | 246 | 12 | 15 | - | 1 | - | 7 | 17 | - | 208 | 14 | 2,088 | - | 2,338 | 33 | 12 | 2 | - | - | | |
| CUSTER 4 | 6,843 | 41 | - | 12 | 527 | 25 | 348 | 8 | 30 | - | 3 | 8 | 7 | 23 | - | 349 | 7 | 2,387 | - | 4,174 | 240 | 6 | 27 | 48 | 8 | | |
| DAKOTA 70 | 12,207 | 106 | - | 13 | 421 | 2 | 293 | 31 | 45 | - | 1 | 1 | 12 | - | - | 456 | 76 | 3,929 | - | 683 | 77 | 2 | - | 6 | - | | |
| DAWES 69 | 4,504 | 35 | - | 18 | 267 | 37 | 161 | 4 | 7 | 1 | 1 | 5 | 7 | 7 | - | 336 | 7 | 1,886 | - | 1,354 | 13 | 5 | 5 | 31 | 1 | | |
| DAWSON 18 | 13,939 | 98 | 1 | 11 | 621 | 41 | 632 | 35 | 59 | - | 2 | 4 | 20 | 39 | - | 553 | 6 | 5,863 | - | 3,027 | 14 | 3 | 4 | 26 | 1 | | |
| DEUEL 78 | 1,312 | 9 | - | - | 80 | 7 | 24 | 2 | 5 | - | 1 | 1 | 1 | - | - | 74 | - | 680 | - | 732 | 6 | - | 4 | 4 | - | | |
| DIXON 35 | 3,901 | 25 | - | 3 | 227 | 4 | 162 | 10 | 9 | - | - | - | 2 | 8 | - | 154 | 10 | 1,369 | - | 1,181 | 81 | - | - | 13 | 1 | | |
| DODGE 5 | 21,782 | 182 | - | 52 | 982 | 32 | 1,315 | 55 | 97 | - | 1 | 3 | 19 | 78 | - | 1,253 | 4 | 8,157 | - | 1,776 | 134 | 23 | - | 9 | 1 | | |
| DOUGLAS 1 | 298,210 | 1,749 | 8 | 244 | 4,144 | 1,258 | 14,283 | 551 | 1,460 | 1 | 14 | 46 | 177 | 460 | - | 8,886 | 98 | 61,810 | - | 578 | 11 | 229 | - | 19 | 1 | | |
| DUNDY 76 | 1,230 | 11 | - | 1 | 89 | 1 | 54 | 5 | 3 | - | - | - | - | 2 | - | 65 | - | 560 | - | 1,049 | 75 | - | - | 2 | - | | |
| HILLMORE 34 | 3,802 | 27 | - | 3 | 239 | 7 | 229 | 8 | 20 | - | - | 11 | 4 | 34 | - | 212 | - | 1,834 | - | 1,893 | 227 | 15 | 3 | 57 | - | | |
| FRANKLIN 50 | 2,010 | 27 | - | 1 | 106 | 2 | 78 | 12 | 6 | - | - | 5 | 2 | 17 | - | 78 | 1 | 802 | - | 1,515 | 8 | - | 3 | - | - | | |
| FRONTIER 60 | 1,696 | 13 | - | - | 137 | 11 | 89 | 4 | 4 | - | - | 2 | 3 | 5 | - | 74 | 3 | 728 | - | 1,466 | 72 | - | 8 | - | - | | |
| FURNAS 38 | 3,187 | 47 | - | 9 | 237 | 23 | 165 | 4 | 15 | - | - | 2 | 4 | 13 | - | 170 | - | 1,494 | - | 1,430 | 130 | 1 | 15 | 10 | 17 | | |
| GAGE 3 | 13,834 | 92 | - | 12 | 779 | 75 | 695 | 35 | 76 | 1 | - | 6 | 12 | 91 | - | 558 | - | 5,821 | - | 2,953 | 122 | 21 | 20 | 15 | - | | |
| GARDEN 77 | 1,318 | 9 | - | 2 | 81 | 2 | 58 | - | 5 | - | - | 3 | 2 | 6 | - | 64 | 1 | 556 | - | 897 | 33 | 2 | - | 4 | 4 | | |
| GARFIELD 83 | 1,128 | 6 | - | 3 | 67 | - | 69 | 4 | 2 | - | - | 1 | 1 | - | - | 49 | 1 | 479 | - | 657 | 10 | 3 | - | 12 | 2 | | |
| GOSPER 73 | 1,255 | 16 | - | - | 73 | 2 | 106 | 4 | 8 | - | 1 | 1 | 3 | 4 | - | 46 | 1 | 527 | - | 788 | 25 | - | 7 | 10 | - | | |
| GRANT 92 | 351 | 7 | - | - | 25 | 1 | 22 | - | 1 | - | - | 1 | - | 1 | - | 20 | - | 147 | - | 366 | 2 | - | - | 6 | - | | |
| GREELEY 62 | 1,688 | 10 | - | 3 | 88 | 3 | 75 | 1 | 8 | - | 1 | 1 | 1 | 5 | - | 68 | - | 623 | - | 1,015 | 52 | - | 25 | - | 4 | | |
| HALL 8 | 33,763 | 219 | - | 37 | 1,268 | 125 | 1,669 | 56 | 162 | - | 1 | 22 | 26 | 97 | - | 1,593 | 4 | 13,388 | - | 2,283 | 311 | 23 | 12 | 33 | 1 | | |
| HAMILTON 28 | 5,710 | 33 | 1 | 7 | 328 | 9 | 355 | 23 | 35 | - | 1 | 7 | 10 | 38 | - | 382 | 1 | 2,548 | - | 2,024 | 305 | 11 | 4 | 25 | 8 | | |
| HARLAN 51 | 2,238 | 22 | - | 3 | 133 | 4 | 111 | 5 | 6 | - | 2 | 3 | 2 | 2 | - | 124 | - | 886 | - | 1,258 | 92 | - | 4 | - | 1 | | |
| HAYES 79 | 639 | 4 | - | 1 | 32 | - | 19 | 1 | 4 | - | - | - | 2 | - | - | 22 | - | 135 | - | 865 | 31 | - | - | 14 | - | | |
| HITCHCOCK 67 | 1,952 | 8 | - | 1 | 116 | 3 | 43 | 4 | 9 | - | - | - | 2 | - | - | 110 | 1 | 983 | - | 1,048 | 6 | - | - | 14 | - | | |
| HOLT 36 | 6,546 | 27 | 1 | 8 | 429 | 30 | 296 | 21 | 39 | - | 1 | 1 | 10 | 12 | - | 349 | 38 | 2,349 | - | 3,576 | 76 | 7 | - | 21 | 43 | | |
| HOOKER 93 | 521 | 2 | - | - | 30 | 2 | 10 | 1 | 2 | - | - | - | 1 | - | - | 16 | - | 221 | - | 324 | - | 1 | 1 | 9 | - | | |
| HOWARD 49 | 4,168 | 24 | - | 2 | 270 | 1 | 280 | 5 | 18 | - | - | 1 | 8 | 32 | - | 204 | 1 | 1,648 | - | 1,737 | 118 | 8 | 18 | 1 | - | | |
| JEFFERSON 33 | 4,735 | 33 | - | 12 | 353 | 49 | 252 | 18 | 21 | - | 1 | 2 | 6 | 23 | - | 288 | 7 | 2,267 | - | 1,868 | 77 | 6 | 6 | 2 | - | | |
| JOHNSON 57 | 2,831 | 18 | - | - | 151 | 1 | 126 | 4 | 13 | - | - | - | 1 | 23 | - | 121 | - | 1,175 | - | 1,052 | 28 | 1 | 4 | 4 | - | | |
| KEARNEY 52 | 4,121 | 30 | 1 | 9 | 247 | 27 | 241 | 14 | 26 | - | - | 1 | 4 | 25 | - | 249 | 1 | 1,785 | - | 1,729 | 226 | - | 13 | 10 | 2 | | |
| KETH 68 | 5,571 | 74 | - | 14 | 391 | 12 | 286 | 15 | 34 | - | - | 4 | 5 | 5 | - | 248 | - | 2,573 | - | 1,467 | 14 | 2 | 2 | 10 | 1 | | |
| KEYA PAHA 82 | 510 | - | - | - | 35 | - | 29 | - | - | - | - | - | 1 | 4 | - | 25 | 4 | 126 | - | 603 | 5 | - | - | 2 | - | | |
| KIMBALL 71 | 2,373 | 25 | - | 1 | 194 | - | 106 | 3 | 10 | - | - | 1 | 1 | 1 | - | 116 | - | 1,037 | - | 831 | 66 | - | - | 51 | - | | |
| KNOX 12 | 5,289 | 44 | - | 6 | 306 | 15 | 205 | 6 | 16 | - | 1 | 2 | 12 | 30 | - | 276 | 20 | 2,038 | - | 2,228 | 104 | 4 | 7 | 8 | - | | |
| LANCASTER 2 | 155,037 | 1,003 | 7 | 279 | 3,672 | 374 | 8,635 | 329 | 833 | 1 | 10 | 119 | 113 | 1,102 | - | 6,440 | 38 | 39,358 | - | 3,010 | 150 | 160 | 5 | 12 | 1 | | |
| LINCOLN 15 | 22,023 | 218 | - | 37 | 1,425 | 36 | 1,020 | 56 | 129 | - | 2 | 16 | 16 | 41 | - | 1,306 | 1 | 8,904 | - | 3,993 | 101 | 9 | 5 | 27 | - | | |
| LOGAN 87 | 477 | 3 | - | - | 41 | - | 44 | 5 | 6 | - | - | - | - | - | - | 20 | 1 | 135 | - | 501 | 34 | - | - | 3 | - | | |
| LOUP 88 | 424 | 7 | - | 2 | 35 | - | 23 | | | | | | | | | | | | | | | | | | | | |



An Affirmative Action/Equal Employment Opportunity Agency